



2014

PLUS  
CLASSIC  
PROFESSIONAL



 **save**  
Leader italiano per lo scarico dei fumi

[www.savefumisteria.it](http://www.savefumisteria.it)

Number/Numero	0694-CPR-7509	Replaces/Sostituisce	/
Issued/Emesso	23-10-2013	First edition/Prima edizione	23-10-2013
Contract n./Contratto n.	C4820	Rep. number/numero report	1329627
		Page/Pagina	1 of 3

**KIWA Italia S.p.A. N.B. 0694**

**Certificate of conformity of the factory production control**  
*Certificato di conformità del controllo della produzione in fabbrica*

In compliance with the Regulation (EU) n. 305/2011 of the European parliament and of the Council of 9 march 2011 (the Construction Products Regulations or CPR), this certificate applies to the construction products, described on the following pages, of the company:

*In conformità al regolamento (UE) n. 305/2011 del Parlamento Europeo e del Consiglio del 9 marzo 2011 (il Regolamento sui Prodotti da Costruzione o CPR), questo certificato si applica ai prodotti da costruzione, indicati nelle pagine seguenti, della ditta:*

**Save S.p.A.**

**Via Enrico Fermi, 16/A**

**36010 Chiuppano (VI) Italy**

and produced in the manufacturing plant identified by the address or Kiwa code: / e fabbricato nello stabilimento di produzione identificato dall'indirizzo o dal codice Kiwa:

**Via Enrico Fermi, 16/A - 36010 Chiuppano (VI) Italy**

This certificate attests that all provisions concerning the assessment and verification of constancy of performance described in Annex ZA of the standard: / Questo certificato attesta che tutte le disposizioni concernenti la valutazione e verifica della costanza della prestazione descritti nell'allegato ZA della norma:

**EN 1856-2:2009**

**under system 2+ are applied and that**  
*sotto il sistema 2+ sono applicate e che*

**the factory production control fulfils all the prescribed requirements set out above.**


*il controllo della produzione in fabbrica soddisfa tutti i prescritti requisiti di cui sopra.*

Kiwa Italia Spa  
Via C. Goldoni, 1  
20129 Milano  
Italia  
[www.kiwa.com](http://www.kiwa.com)

Kiwa



Emanuele Ferrari  
Director Product Certification





# Plus

*da pagina 9 - from page 9*

**PELLET**  
PELLET

**PLUS 1,2 mm**  
PLUS 1,2 mm

**2 mm VERNICIATO**  
2 mm PAINTED

**ACCESSORI PLUS**  
ACCESSORIES PLUS



# Classic

*da pagina 39 - from page 39*

**CLASSIC**  
CLASSIC

**FLESSIBILE ALLUMINIO**  
ALUMINIUM FLEXIBLE

**ZINCATO**  
GALVANISED



# Professional

*da pagina 55 - from page 55*

**CAMINI INOX**  
STAINLESS STEEL CHIMNEYS

**FLESSIBILE INOX**  
STAINLESS STEEL FLEXIBLE PIPES

**ALLUMINIO BIANCO**  
WHITE ALUMINUM

**ACCESSORI**  
ACCESSORIES

# Plus



## PELLET

 Nero opaco - Matt black - Noir opaque - Mattschwarz

 Grigio - Grey - Gris - Grau

## PLUS 1,2 mm PORCELLANATO - PLUS 1,2 mm ENAMELLED

 Nero opaco - Matt black - Noir opaque - Mattschwarz

 Grigio - Grey - Gris - Grau

## 2 mm VERNICIATO - 2 mm PAINTED

 Nero opaco - Matt black - Noir opaque - Mattschwarz

 Grigio - Grey - Gris - Grau

## ACCESSORI PLUS - PLUS ACCESSORIES

 Nero opaco - Matt black - Noir opaque - Mattschwarz

 Grigio - Grey - Gris - Grau

# Classic



## CLASSIC PORCELLANATO - CLASSIC ENAMELLED

 Bianco - White - Blanc - Weiss

 Marrone - Brown - Marron - Braun

 Nero opaco - Matt black - Noir opaque - Mattschwarz


## ZINCATO - GALVANISED

 Zincato - Galvanised - Galvanisé - Verzinkt

## TUBO FLESSIBILE IN ALLUMINIO - ALUMINIUM FLEXIBLE PIPE

 Bianco - White - Blanc - Weiss

 Marrone - Brown - Marron - Braun

 Alluminio naturale - Natural aluminium  
Aluminium naturel - Naturaluminium

# Professional



## CAMINI INOX PARETE SINGOLA SINGLE-WALLED STAINLESS STEEL FLUES

 Acciaio inox - Stainless steel - Acier - Edelstahl

## CAMINI INOX PARETE DOPPIA DOUBLE-WALLED STAINLESS STEEL FLUES

 Acciaio inox - Stainless steel - Acier - Edelstahl

## FLESSIBILE INOX - STAINLESS STEEL FLEXIBLE PIPES

 Parete interna liscia - Smooth inside wall  
Paroi intérieure lisse - Glatte innenwand

## TUBI ALLUMINIO VERNICIATI BIANCHI Ø 8 cm WHITE PAINTED ALUMINIUM PIPES Ø 8 cm

 Bianco - White - Blanc - Weiss

## ACCESSORI - ACCESSORIES

 Acciaio inox - Stainless steel - Acier - Edelstahl

# Index



## Plus

<b>9</b>	Pellet	Pellet
<b>18</b>	Plus 1,2mm Porcellanato	Plus 1,2mm Enamelled
<b>25</b>	2mm Verniciato	2mm Painted
<b>32</b>	Accessori	Accessories



## Classic

<b>39</b>	Classic Porcellanato	Classic Enamelled
<b>48</b>	Zincato	Galvanised
<b>51</b>	Flessibile Alluminio	Aluminium Flexible Pipes




## Professional

<b>55</b>	Camini Inox	Stainless Steel Chimneys
<b>68</b>	Flessibile Inox	Stainless Steel Flexible Pipes
<b>69</b>	Alluminio Bianco	White Aluminium
<b>72</b>	Accessori	Accessories



# 50 Almost years of experience



**Uffici & Centralino**  
**Office & Reception**



**15.000 mq di magazzino coperto**  
**15,000 sq. m. of covered warehouses**



**Produzione**  
**Manufacturing Floor**



**Smalteria e verniciatura**  
**Enamelling and Painting Floor**



### **In Italia leader nel settore per lo scarico dei fumi di stufe a legna.**

SAVE è un'azienda italiana che opera sin dal 1967 nel campo della fumisteria, dei canali da fumo e delle canne fumarie e vanta in Italia una posizione di assoluta leadership sia per quanto riguarda la quota di mercato che per la qualità delle sue produzioni. Negli ultimi anni l'azienda è approdata con successo anche sui mercati esteri e punta decisamente a conquistare in Europa quella posizione che, grazie alla grande specializzazione nella produzione di tubi per lo scarico dei fumi di stufe a legna e a pellet, ha saputo raggiungere in Italia.

### **The leader in Italy in the flue sector for wood-burning stoves.**

SAVE is an Italian company that has been in operation since 1967 in the field of drain smoke tubes and flue pipes. In Italy the company has the leadership of market quotations and also for his high products quality. In previous years the company also had successfully contacts with foreign markets and it is going to have in Europe the same success and position that has in Italy for his high specialisation.



**Work** *100%*

 **MADE IN ITALY**









**SAVE DA SEMPRE FORNISCE PRODOTTI SICURI E CONFORMI ALLE NORME, INFATTI ESSI HANNO SUPERATO I SEVERI TEST PREVISTI DALLA EN1856-2 PRESSO LABORATORI QUALIFICATI, DIMOSTRANDO COSÌ IL LORO ELEVATO STANDARD QUALITATIVO.**

**SAVE HAS ALWAYS PROVIDED SAFE PRODUCTS IN COMPLIANCE WITH STANDARDS AND PASSED THE STRICT TESTS SPECIFIED IN EN1856-2 AT QUALIFIED TEST LABORATORIES IN DEMONSTRATION OF THEIR HIGH QUALITY STANDARDS.**

## Informazioni tecniche e normative

Camini, canne fumarie e canali da fumo devono essere marcati CE in base alla norma europea EN 1856-2. La norma prevede che essi siano accompagnati da una designazione che informa sulle caratteristiche del prodotto e sulle sue prestazioni, mettendo quindi l'installatore in grado di scegliere il giusto prodotto a seconda dell'utilizzo.

## Technical informations and standard

Chimneys, flues and flue pipes must bear CE marking as required by the European standard EN 1856-2, which specifies that all must bear designation that lists the characteristics and performance of the product and enables installers to choose the right product for the purpose.



**Test V2.** Ottime performances dei canali da fumo vetroporcellanati sottoposti al test V2 sulla resistenza alla corrosione. Tale test rende il prodotto idoneo ad essere installato su tutti i tipi di apparecchi, a combustibile solido (legna, pellet e carbone), liquido e gassoso. La copertura vetroporcellanata conferisce una eccezionale resistenza alla corrosione da parte delle condense della combustione.

**V2 Test.** Excellent performance by vitreous enameled flue pipes subjected to V2 corrosion resistance test qualifies the product for installation in all types of solid (wood, pellet and coal), liquid and gas fuel stoves. Vitreous enamel coating ensures exceptional resistance against corrosion by combustion condensate.



### **Dichiarazione di Prestazioni e istruzioni per l'installazione.**

Nel sito [www.savefumisteria.it](http://www.savefumisteria.it) sono disponibili la Dichiarazione di Prestazioni con tutti i riferimenti ai tests eseguiti e le istruzioni di montaggio e manutenzione a garanzia di assoluta sicurezza nell'utilizzo.

### **Declaration of Performance and Installation Instructions.**

The [www.savefumisteria.it](http://www.savefumisteria.it) website provides Declaration of Performance with reference to all the tests performed and Installation and Maintenance Instructions to ensure the greatest safety during use.



# LEGENDA

Canale da fumo / Flue pipe EN 1856-2 T600 N1 W V2 L80100 G450NM

Descrizione del prodotto / Product description

Norma di riferimento / Reference standard

Resistenza alla temperatura (il numero indica la temperatura max)  
Temperature class (the number indicates the max. temperature)

Livello di tenuta (N1 = depressione P1 = pressione)  
Pressure class (N1 = negative pressure P1 = pressure)

Resistenza alla condensa (W = può funzionare in presenza di condensa; D = può funzionare solo a secco)  
Condensate resistance (W = can operate in the presence of condensate; D = can operate only dry)

Resistenza alla corrosione  
(V1-V2-V3 = ha superato il test di corrosione rispettivo Vm = non è stato sottoposto a test di corrosione, ma il materiale risulta inserito nella tabella dei materiali consentiti e ne viene indicato il tipo e lo spessore)  
Corrosion resistance  
(V1-V2-V3 = passed the respective corrosion test Vm = did not undergo the corrosion test, but the material is included in the table of permitted materials and the type and thickness are indicated)

Specifiche del materiale = le prime 3 cifre (L80) indicano il tipo di materiale, le seconde 3 (100) lo spessore del metallo  
Material specifications = the first 3 figures (L80) indicate the type of material, the second 3 (100) the thickness of the metal

Resistenza al fuoco da fuliggine (G = sì; O = no) Il numero indica la distanza in millimetri da materiali infiammabili  
Soot-fire resistance (G = yes; O = no) The number in brackets represents the distance in millimetres from inflammable materials

## DESIGNAZIONI SECONDO LA NORMA EN 1856-2 DEI PRODOTTI SAVE PRODUCT DESIGNATION ACCORDING TO STANDARD EN 1856-2

### PELLET

Ø 80-100-120 mm

Con guarnizioni

T250\* - P1 - W - V2 - L80100 - O100

\*La classe T250 è stata ottenuta con le guarnizioni in Viton

Senza guarnizioni

T600 - N1 - W - V2 - L80100 - G375NM

T600 - N1 - W - V2 - L80100 - O360

T450 - N1 - W - V2 - L80100 - G375NM

T450 - N1 - W - V2 - L80100 - O300

### PLUS 1,2 mm

Ø 100-120-125-130-140-150-153-160-180-200 mm

T600 - N1 - W - V2 - L80100 - G600NM

T600 - N1 - W - V2 - L80100 - O600

T450 - N1 - W - V2 - L80100 - G600NM

T450 - N1 - W - V2 - L80100 - O450

### VERNICIATO 2 mm

Ø 120-130-140-150-180-200 mm

T600 - N1 - W - Vm - L01200 - G800M



### CLASSIC

Ø 80-90-100-110-120-130-140-150 mm

T600 - N1 - D - V2 - L80035 - G450NM

T600 - N1 - D - V2 - L80035 - O450

T450 - N1 - D - V2 - L80035 - G450NM

T450 - N1 - D - V2 - L80035 - O350



### CAMINI INOX

**Parete singola:**

Con guarnizione in silicone:

T200 - P1 - W - V2 - L50040 - O30

Senza guarnizione in silicone:

T600 - N1 - W - V2 - L50040 - G500

**Parete doppia:**

Con guarnizione in silicone:

T200 - P1 - W - V2 - L50040 - O30

Senza guarnizione in silicone:

T600 - N1 - W - V2 - L50040 - G70



**Flessibili parete interna liscia:**

T450 - N1 - W - V2 - L50010 - G

# LINEA PLUS

Il massimo qualitativo della produzione SAVE.



9 PELLETTI

18 PLUS 1,2mm PORCELLANATO  
PLUS 1,2mm ENAMELLED

25 PLUS 2mm VERNICIATO  
PLUS 2mm PAINTED

32 ACCESSORI  
ACCESSORIES

**Il top dei prodotti SAVE.** Sono tubi di grosso spessore (1.2 mm porcellanato e 2mm verniciato), saldati al laser per lo scarico dei fumi di stufe a legna e a pellets. Provengono dalla tradizione nordeuropea, sono di gradevolissimo aspetto estetico e ben si adattano all'installazione su stufe di un certo pregio.

**The top SAVE products.** They are very thick pipes (1.2 mm. vitreous enamelled and 2 mm. painted), laser welded to carry off smoke from wood and pellet burning stoves. Based on North European tradition, they are pleasing to the eye and are appropriate for installation on stoves of prestige.

# PELLET

Tubi 1,2 mm per stufe a pellet porcellanati in nero opaco e grigio

**DoP N°3 - Pellet**

[www.savefumisteria.it](http://www.savefumisteria.it) > Download



Matt black and grey vitreous enamelled 1,2 mm. pipes for pellet stoves  
 Tubes émaillés 1,2 mm en noir mat et gris pour poêles à pellets (granulés de bois)  
 Mattschwarz und grau emaillierte 1,2-mm Rohre für Pelletöfen



Nero opaco  
Matt black  
Noir mat  
Mattschwarz



Grigio  
Grey  
Gris  
Grau



Le guarnizioni non sono comprese  
 The gaskets are not included  
 Les joints ne sont pas compris  
 Die Dichtungen sind nicht enthalten

## SENZA GUARNIZIONE - WITHOUT GASKET

EN 1856-2 - T600 - N1 - W  
V2 - L80100 - G375NM

EN 1856-2 - T450 - N1 - W  
V2 - L80100 - G375NM

EN 1856-2 - T600 - N1 - W  
V2 - L80100 - O360

EN 1856-2 - T450 - N1 - W  
V2 - L80100 - O300

## CON GUARNIZIONE - WITH GASKET

EN 1856-2 - T250\* - P1 - W  
V2 - L80100 - O100

\*La classe T250 è stata ottenuta con la guarnizione in Viton  
 \*Temperature class T250 achieved with Viton gaskets

E' una linea di canali da fumo appositamente studiata per le stufe a pellet che, avendo un ventilatore nel circuito di combustione, richiedono un livello di tenuta molto alto (P1) che si può ottenere solo con l'utilizzo di guarnizioni di tenuta.

Le guarnizioni sono, a scelta, di 2 tipi: quella nera in silicone che resiste a una temperatura di 200°C e quella verde in Viton che resiste fino a 250°C.

Hanno le medesime caratteristiche costruttive dei tubi Plus 1.2 mm: tubi in acciaio al carbonio saldati a laser per ottenere saldature perfette, successivamente ricoperti internamente ed esternamente con smalto vetroporcellanato cotto alla temperatura di 850°C per conferire eccezionali qualità di resistenza alla corrosione delle condense di combustione.

Lo spessore totale (acciaio + smalto) è di 1,2 mm.

Resistono perfettamente anche a situazioni estreme come il fuoco di fuliggine (incendio che avviene dentro il tubo) senza rovinarsi o alterarsi; naturalmente nel caso in cui si verifichi il fuoco di fuliggine è necessario controllare che le guarnizioni non si siano deteriorate ed, eventualmente, sostituirle.

**La Dichiarazione di Prestazioni n°3 - Pellet è disponibile sul sito [www.savefumisteria.it](http://www.savefumisteria.it) alla pagina "download", con tutti i riferimenti ai tests eseguiti e le istruzioni di montaggio e manutenzione a garanzia di assoluta sicurezza nell'utilizzo.**

Tutti i prodotti sono muniti di codice a barre Sistema EAN 13, il codice a barre viene riportato anche sulla confezione.

This is a range of flue pipes specially designed for pellet stoves which require a very high pressure class (P1) as they have a fan in the combustion circuit. Such a class can only be achieved with the use of gaskets.

There is a choice of 2 types of gaskets: the black one in silicon that resists a temperature of 200°C and the green one in Viton that resists up to 250°C.

These pipes have the same constructive characteristics as the Plus 1.2 mm pipes: laser-welding ensures these carbon steel pipes perfect welding. Subsequent internal/external vitreous enamel coating baked to 850°C provides exceptional resistance against corrosion by combustion condensate. Total thickness (steel plus enamel coating) is 1.2 mm.

They are perfectly resistant even to extreme situations such as soot-fire (a fire that occurs inside the pipe) without being damaged or modified; obviously, if a soot-fire should occur, the gaskets must be checked for signs of deterioration and changed if necessary.

**The Declaration of Performance n°3 - Pellet is available at [www.savefumisteria.it](http://www.savefumisteria.it) in the download area, with reference to all the tests performed and Installation and Maintenance Instructions to ensure the greatest safety during use.**

All the products are marked with an EAN 13 System bar code. The bar code is also printed on the packaging.











## TUBI PELLET

## PORCELLANATI IN NERO OPACO E GRIGIO

• Matt black and grey vitreous enamelled  
1.2 mm. pipes for pellet stoves

• Tubes émaillés 1,2 mm en noir mat  
et gris pour poêles à pellets

• Mattschwarz und grau emailierte  
1,2-mm-Rohre für Pelletöfen

Øcm	color	L 100 cm		L 50 cm		L 25 cm		L 150 cm	
		cod.		cod.		cod.		cod.	
8		PN800	4	PN801	4	PN802	4	PN840	4
		PG800	4	PG801	4	PG802	4	-	-
10		PN1000	4	PN1001	4	PN1002	4	-	-
		PN1200	4	PN1201	4	PN1202	4	-	-



L 100 cm



L 50 cm



L 25 cm



L 150 cm









# GOMITI E GOMITI CON ISPEZIONE PELLET

## PORCELLANATI IN NERO OPACO E GRIGIO

• Matt black and grey vitreous enamelled 1.2 mm. 90°, 45°, 90° M/M and 90° with inspection elbows for pellet stoves

• Coudes émaillés 1,2 mm 90°, 45°, 90° mâle-mâle et 90° avec trappe de visite en noir mat et gris pour poêles à pellets

• Mattschwarz und grau emailierte 1,2-mm-Knie mit 90°-, 45°-, 90°-Winkel Außengewinde/Außengewinde und 90°-Winkel und Reinigungsöffnung für Pelletöfen

Øcm	color	90°		45°		90° M/M		90° ISPEZ.	
		cod.		cod.		cod.		cod.	
8		PN803	4	PN804	4	PN803M	4	PN808	4
		PG803	4	PG804	4	PG803M	4	PG808	4
10		PN1003	4	PN1004	4	PN1003M	4	PN1008	4
12		PN1203	4	PN1204	4	PN1203M	4	PN1208	4



90°



45°



90° M/M



90° ISPEZ.








## TUBI A "T" PELLET

## PORCELLANATI IN NERO OPACO E GRIGIO

• Matt black and grey vitreous enamelled  
1.2 mm female/female or male/female  
T-pieces for pellet stoves

• Tés émaillés 1,2 mm femelle-femelle  
ou mâle-femelle en noir mat et gris  
pour poêles à pellets

• Innengewinde/Innengewinde oder  
Außengewinde/Innengewinde mattschwarz  
und grau emailierte 1,2-mm-T-Stücke  
für Pelletöfen

Øcm	color	F/F		M/F		F/F ridotto a Ø8cm	
		cod.		cod.		cod.	
8		PN805F	4	PN805M	4	-	-
		PG805F	4	PG805M	4	-	-
10		PN1005F	4	PN1005M	4	PN1005/8F	4
12		PN1205F	4	PN1205M	4	-	-



# TAPPI PER TUBI A "T" PELLET



## PORCELLANATI IN NERO OPACO E GRIGIO

• Matt black and grey vitreous enamelled  
1.2 mm plugs for T-pieces for pellet stoves

• Tampons 1,2 mm pour tés émaillés  
en noir mat et gris pour poêles à pellets

• Mattschwarz und grau emaillierte 1,2-mm-  
Verschlussstücke für T-Stücke für Pelletöfen

A	B
CON CHIUSURA IN SILICONE WITH SILICON PLUG AVEC BOUCHON EN SILICONE MIT SILIKONVERSCHLUSS	CON MANICOTTO IN OTTONE WITH BRASS COUPLING AVEC MANCHON EN LAITON MIT MESSINGMUFFE

Øcm	color	cod.		cod.	
8		PN819	12	PN818	12
		PG819	12	PG818	12
10		PN1019	12	PN1018	12
12		PN1219	12	PN1218	12



A



B


# SET TUBI TELESCOPICI PELLET

## PORCELLANATI IN NERO OPACO

• Matt black vitreous enamelled  
Telescopic Set Pellet 1,2mm

• Set Télescopique Pellet 1,2mm émaillés  
en noir mat pour poêle à pellets

• Gruppe ausziehbarer 1,2mm emaillierter  
Rohre in mattschwarz für Pelletöfen

Øcm	color	cod.	
8		PN842	2
10		PN1042	2



Fascetta di bloccaggio • Pipe clamps  
Colliers serre-tube • Befestigungsschellen







# RACCORDI PELLET

## PORCELLANATI IN NERO OPACO E GRIGIO

• Matt black and grey vitreous enamelled 1.2 mm female-female or male-male fittings h.12 cm. for pellet stoves

• Raccords émaillés 1,2 mm h.12 cm femelle-femelle ou mâle-mâle en noir mat et gris pour poêles à pellets

• Mattschwarz und grau emailierte 1,2-mm-Anschlüsse für Pelletöfen Innengewinde/Innengewinde oder Außengewinde/Außengewinde, h 12 cm

Øcm	color	F/F		M/M	
		cod.		cod.	
8		PN817F	2	PN817M	2
		PG817F	2	PG817M	2
10		PN1017F	2	PN1017M	2
12		PN1217F	2	PN1217M	2



F/F



M/M








# ANELLI PELLET

## VERNICIATI IN NERO OPACO E GRIGIO E ANELLI IN SILICONE

• Matt black and grey painted pellet ring and silicon ring

• Anneaux laqués noir mat e gris pour poele à pellets and anneaux en silicone

• Mattschwarz und grau lackierte Ringe und Silikonringe für Pelletöfen

Øcm	color	90°		45°		90° SILICONE	
		cod.		cod.		cod.	
8		NN810	10	NN814	10	NN811	2
		GG810	10	-	-	-	-
10		NN1010	10	-	-	-	-
12		NN1210	10	-	-	-	-



90°



45°

90°  
silicone



# ROSONI PELLETT







## VERNICIATI IN NERO OPACO E GRIGIO

• Matt black and grey painted pellet covers

• Rosaces émaillées laquées noir mat et gris pour poêles à pellets

• Mattschwarz und grau lackierte 1,2-mm-Rosetten für Pelletöfen

A ROSONE - COVERS ROSACES - ROSETTEN			B MAXI ROSONE - MAXI COVERS MAXI ROSACES - MAXI ROSETTEN		
--	--	--	--	--	--

Øcm	color	cod.		cod.	
8		PN809	5	PN841	5
		PG809	5	-	-
10		PN1009	5	-	-
12		PN1209	5	-	-








# REGGITUBO PELLETT

## VERNICIATI IN NERO OPACO E GRIGIO

• Matt black and grey painted stainless steel pellet pipe holder

• Porte-tubes laqué noir mat et gris pour poêles à pellets

• Mattschwarz und grau lackierter Rohrhalter mit Dübel für Pelletöfen

Øcm	color	cod.	
8		NN28	10
		GG28	10
10		NN210	10
12		NN212	10








## RIDUZIONI PELLETT

### PORCELLANATE IN NERO OPACO

• Matt black vitreous enamelled  
reducers for pellet stoves

• Réductions émaillées  
en noir mat pour poêles à pellets

• Mattschwarz emaillierte  
Reduzierstücke für Pelletöfen

Øcm	color	cod.	
12F/10M		PN12F/10M	2
12F/8M		PN12F/8M	2
10F/8M		PN10F/8M	2
8F/10M		PN8F/10M	2



## GUARNIZIONI IN SILICONE E VITON

• Gaskets

• Joints



• Dichtungen

### A

In silicone resistente fino a 200 °C  
Silicon gaskets resistant up to 200 °C  
Joints en silicone résistant jusqu'à 200 °C  
Bis 200 °C beständige Silikondichtungen

### B

In viton resistente fino a 250 °C  
Viton gaskets resistant up to 250 °C  
Joints en viton résistant jusqu'à 250 °C  
Bis 250 °C beständige Vitondichtungen

Øcm	cod.		cod.	
8	AS819	100	AS819V	100
10	AS1019	100	AS1019V	100
12	AS1219	100	AS1219V	100



A



B




## TERMINALI DI SCARICO

### IN ACCIAIO INOX

• Stainless steel  
exhaust terminal unit

• Pièce terminale de dégagement  
en acier inox

• Rauchabzugsstutzen  
aus Edelstahl

Øcm	color	cod.	
8		AL824	10
10		AL1024	10



# FILTRO FUMI AD ACQUA

## VERNICIATO IN BIANCO

• White painted smoke water filter

• Filtre à eau pour les fumées laquées blanc

• Weiß lackierte Abgasfilter mit Wasser

Øcm

cod.



8

PN820

1



# KIT DI INSTALLAZIONE BASE, TUBI PELLETT

## PORCELLANATI IN NERO OPACO

• Basic installation kit, matt black vitreous enamelled pellet flue pipes

• Kit d'installation base, tuyaux pellet emailles en noir mat

• Grund-installation Kit, Pellet Rohre in Mattschwarz

Øcm

color

cod.



8

PNKIT

1



- 1 x Ø 8x100 cm
- 1 x Ø 8x50 cm
- 1 x Ø 8 cm 90°
- 1 x Ø 8 cm T
- 1 x Ø 8 cm tappo / plug / tampon / verschlussstucke
- 1 x anello / ring / anneau / ringe
- Guarnizioni / gaskets / joints / dichtungen

# TUBI PLUS 1,2 mm

porcellanati in nero opaco e grigio

DoP N°2 - Plus 1,2mm

[www.savefumisteria.it](http://www.savefumisteria.it) > Download



Plus matt black and grey vitreous enamelled 1.2 mm pipes

Tubes émaillés Plus 1,2 mm en noir mat et gris

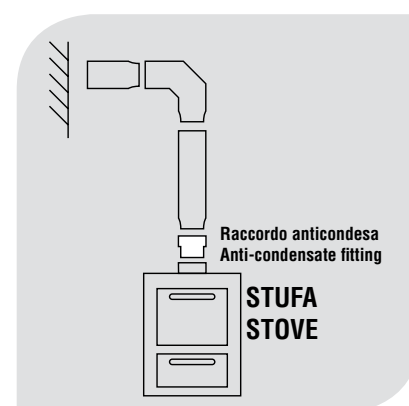
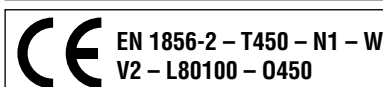
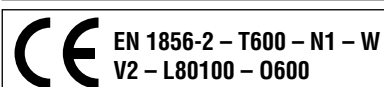

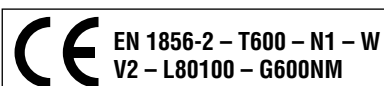
Mattschwarz und grau emaillierte Plus 1,2-mm-Rohre



Nero opaco  
Matt black  
Noir mat  
Mattschwarz



Grigio  
Grey  
Gris  
Grau



Rappresentano il massimo qualitativo della produzione SAVE: tubi in acciaio al carbonio saldati a laser per ottenere saldature perfette, vengono successivamente ricoperti internamente ed esternamente con smalto vetroporcellanato cotto a temperatura di 850°C per conferire eccezionali qualità di resistenza alla corrosione delle condense di combustione.

I risultati del test V2 hanno dimostrato che i canali da fumo Plus 1.2mm hanno una durata decisamente superiore ai normali tubi verniciati di sp. 2mm non vetrificati internamente.

Lo spessore totale (acciaio + smalto) è di 1,2 mm.

Resistono perfettamente anche a situazioni estreme come il fuoco di fuliggine (incendio che avviene dentro il tubo) senza rovinarsi o alterarsi.

**IMPORTANTE: la condensa** è un fenomeno abbastanza frequente sia per il tipo di stufe su cui si installano (con fumi a basse temperature), sia per l'inerzia termica dei tubi stessi dovuta al loro elevato spessore. Questi canali da fumo sono classificati W, quindi possono essere installati anche in presenza di condensa purchè vengano montati con l'imbocco rivolto verso il basso (vedi disegno). Per fare questo può essere necessario usare come partenza il raccordo anticondensa oppure l'inserto anticondensa.

**La Dichiarazione di Prestazioni n°2 - Plus 1,2mm è disponibile sul sito [www.savefumisteria.it](http://www.savefumisteria.it) alla pagina "download", con tutti i riferimenti ai test eseguiti e le istruzioni di montaggio e manutenzione a garanzia di assoluta sicurezza nell'utilizzo**

Tutti i prodotti sono muniti di codice a barre Sistema EAN 13, il codice a barre viene riportato anche sulla confezione.

Representing the highest level of SAVE quality, laser-welding ensures these carbon steel pipes perfect welding. Subsequent internal/external vitreous enamel coating baked to 850°C provides exceptional resistance against corrosion by combustion condensate.

V2 test results show that Plus 1.2 mm flue pipes have a significantly longer duration than normally painted 2 mm thick pipes that have not received internal vitreous enamel coating.

Total thickness (steel plus enamel coating) is 1.2 mm.

They are perfectly resistant even to extreme situations such as soot-fire (a fire that occurs inside the pipe) without being damaged or modified.

**IMPORTANT: condensate** is quite a common occurrence due both to the type of stove on which they are installed (with low temperature smoke) and for the thermal inertia of the pipes themselves caused by their considerable thickness. These flue pipes are classified as W, and, consequently, they can be installed even in the presence of condensate as long as they are fitted with the inlet facing downwards (see drawing). To do this, it may be necessary to use an anti-condensate fitting or an anti-condensate insert to start with.

**The Declaration of Performance n°2 - Plus 1,2mm is available at [www.savefumisteria.it](http://www.savefumisteria.it) in the download area, with reference to all the tests performed and Installation and Maintenance Instructions to ensure the greatest safety during use.**

All the products are marked with an EAN 13 System bar code. The bar code is also printed on the packaging.

















# TUBI PLUS 1,2 mm

## PORCELLANATI IN NERO OPACO E GRIGIO

• Plus matt black and grey vitreous enameled 1.2 mm pipes

• Tubes émaillés Plus 1,2 mm en noir mat et gris

• Mattschwarz und grau emaillierte Plus 1,2-mm-Rohre

Øcm	color	L 100 cm		L 50 cm		L 25 cm	
		cod.		cod.		cod.	
10		NNO1000	4	NNO1001	4	NNO1002	4
12		NNO1200	4	NNO1201	4	NNO1202	4
		GGO1200*	1	GGO1201*	1	GGO1202*	1
12,5		NNO12500	4	NNO12501	4	NNO12502	4
13		NNO1300	4	NNO1301	4	NNO1302	4
		GGO1300*	1	GGO1301*	1	GGO1302*	1
14		NNO1400	4	NNO1401	4	NNO1402	4
15		NNO1500	4	NNO1501	4	NNO1502	4
		GGO1500*	1	GGO1501*	1	GGO1502*	1
15,3		NNO15300	4	NNO15301	4	NNO15302	4
16		NNO1600	1	NNO1601	1	NNO1602	1
18		NNO1800	1	NNO1801	1	NNO1802	1
20		NNO2000	1	NNO2001	1	NNO2002	1



L 100 cm



L 50 cm



L 25 cm

\* Disponibile fino ad esaurimento scorte • Available till sold out • Disponible jusqu'à épuisement du stock • Solange vorrat reicht










# TUBI CON ISPEZIONE PLUS 1,2 mm

## PORCELLANATI IN NERO OPACO

• Plus matt black vitreous  
enamelled 1.2 mm pipes with inspection

• Tubes émaillés Plus 1,2 mm  
en noir mat avec trappe de visite

• Mattschwarz emailierte Plus  
1,2-mm-Rohre und Reinigungsöffnung

Øcm	color	L 100 cm		L 50 cm		L 33 cm	
		cod.		cod.		cod.	
10		NNO10008	4	NNO10018	4	NNO10028	4
12,5		NNO125008	1	NNO125018	1	NNO125028	1
15		NNO15008	1	NNO15018	1	NNO15028	1
18		NNO18008	1	NNO18018	1	NNO18028	1




















# GOMITI E GOMITI CON ISPEZIONE PLUS 1,2 mm

## PORCELLANATI IN NERO OPACO E GRIGIO

• Plus matt black and grey vitreous enamelled 1.2 mm 90°, 45°, 90° with inspection and 45° with inspection elbows

• Coudes émaillés Plus 1,2 mm 90°, 45°, 90° avec trappe de visite et 45° avec trappe de visite en noir mat et gris

• Mattschwarz und grau emailierte Plus 1,2-mm-Knie mit 90°- und 45°-Winkel, 90°- und 45°-Winkel und Reinigungsöffnung

Øcm	color	90°		45°		90° ISPEZ.		45° ISPEZ.	
		cod.		cod.		cod.		cod.	
10		NNO1003	4	NNO1004	4	NNO1008	4	NNO10048	4
12		NNO1203	4	NNO1204	4	NNO1208	4	-	-
		GGO1203*	1	GGO1204*	1	GGO1208*	1	-	-
12,5		NNO12503	4	NNO12504	4	NNO12508	4	NNO125048	1
13		NNO1303	4	NNO1304	4	NNO1308	4	-	-
		GGO1303*	1	GGO1304*	1	GGO1308*	1	-	-
14		NNO1403	4	NNO1404	4	-	-	-	-
15		NNO1503	4	NNO1504	4	NNO1508	4	NNO15048	1
		GGO1503*	1	GGO1504*	1	GGO1508*	1	-	-
15,3		NNO15303	4	NNO15304	4	NNO15308	4	-	-
16		NNO1603	1	NNO1604	1	NNO1608	1	-	-
18		NNO1803	1	NNO1804	1	NNO1808	1	NNO18048	1
20		NNO2003	1	NNO2004	1	-	-	-	-



90°



45°



90° ISPEZ.



45° ISPEZ.

\* Disponibile fino ad esaurimento scorte • Available till sold out • Disponible jusqu'à épuisement du stock • Solange vorrat reicht












# TUBI A "T" PLUS 1,2 mm

## PORCELLANATI IN NERO OPACO E GRIGIO

• Plus matt black and grey vitreous enameled 1.2 mm female-female or male-female T-pieces

• Tés émaillés Plus 1,2 mm femelle-femelle ou mâle-femelle en noir mat et gris

• Mattschwarz und grau emailierte Plus 1,2-mm-T-Stücke Innengewinde/Innengewinde oder Außengewinde/Innengewinde

Øcm	color	F/F		M/F	
		cod.		cod.	
12		NNO1205F	1	-	-
12,5		NNO12505F	1	NNO12505M	1
13		NNO1305F	1	-	-
14		NNO1405F	1	-	-
15		NNO1505F	1	NNO1505M	1
		GGO1505F *	1	-	-
15,3		NNO15305F	1	-	-
18		NNO1805F	1	NNO1805M	1
20		NNO2005F	1	-	-



\* Disponibile fino ad esaurimento scorte • Available till sold out • Disponible jusqu'à épuisement du stock • Solange vorrat reicht











# TAPPI CON CHIUSURA IN SILICONE PER TUBI A "T" PLUS 1,2mm

PORCELLANATI IN NERO OPACO E GRIGIO

• Plus matt black and grey vitreous enameled 1.2 mm plugs for T-pieces with silicon plug

• Tampons émaillés Plus 1,2 mm en noir mat et gris pour tés avec bouchon en silicone

• Mattschwarz und grau emailierte Plus 1,2-mm-Verschlussstücke für T-Stücke mit Silikonverschluss

Øcm	color	cod.	
12		NNO1219	1
12,5		NNO12519	1
13		NNO1319	1
14		NNO1419	1
15		NNO1519	1
		GGO1519 *	1
15,3		NNO15319	1
18		NNO1819	1
20		NNO2019	1














# TUBI TELESCOPICI h 33cm PLUS 1,2 mm

PORCELLANATI IN NERO OPACO E GRIGIO

• Plus matt black and grey vitreous enameled telescopic 1.2 mm pipes h. 33 cm

• Tubes émaillés télescopiques Plus 1,2 mm h 33 cm en noir mat et gris

• Ausziehbare emailierte Plus 1,2-mm-Rohre (h 33 cm) in mattschwarz und grau

Øcm	color	cod.	
12		NNO1220	1
12,5		NNO12520	1
13		NNO1320	1
14		NNO1420	1
15		NNO1520	1
		GGO1520 *	1
15,3		NNO15320	1
16		NNO1620	1
18		NNO1820	1
20		NNO2020	1



\* Disponibile fino ad esaurimento scorte • Available till sold out • Disponible jusqu'à épuisement du stock • Solange vorrat reicht















# TUBI CON SERRANDA h 25cm PLUS 1,2 mm

## PORCELLANATI IN NERO OPACO E GRIGIO

• Plus matt black and grey vitreous enamelled 1.2 mm pipes with flue damper h. 25 cm.

• Tubes émaillés Plus 1,2 mm en noir mat et gris avec registre h 25 cm

• Mattschwarz und grau emailierte Plus 1,2-mm-Rohre mit Schieber, h 25 cm

Øcm	color	cod.	
10		NNO1006	1
12		NNO1206	1
		GGO1206 *	1
12,5		NNO12506	1
13		NNO1306	1
		GGO1306 *	1
14		NNO1406	1
15		NNO1506	1
		GGO1506 *	1
15,3		NNO15306	1
16		NNO1606	1
18		NNO1806	1
20		NNO2006 *	1


















# RACCORDI PLUS 1,2 mm

## PORCELLANATI IN NERO OPACO E GRIGIO

• Plus matt black and grey vitreous enamelled 1.2 mm female-female or male-male fittings h. 12 cm.

• Raccords émaillés Plus 1,2 mm femelle-femelle ou mâle-mâle h 12 cm en noir mat et gris

• Mattschwarz und grau emailierte Plus 1,2-mm-Anschlussstücke Innengewinde/Innengewinde oder Außengewinde/Außengewinde (h 12 cm)

Øcm	color	F/F		M/M	
		cod.		cod.	
10		NNO1017F	2	NNO1017M	2
12		NNO1217F	2	NNO1217M	2
		GGO1217F *	2	GGO1217M *	2
12,5		NNO12517F	2	NNO12517M	2
13		NNO1317F	2	NNO1317M	2
		GGO1317F *	2	GGO1317M *	2
14		NNO1417F	2	NNO1417M	2
15		NNO1517F	2	NNO1517M	2
		GGO1517F *	2	GGO1517M *	2
15,3		NNO15317F	2	NNO15317M	2
16		NNO1617F *	2	NNO1617M *	2
18		NNO1817F	2	NNO1817M	2
20		NNO2017F	2	NNO2017M	2



F/F



M/M

\* Disponibile fino ad esaurimento scorte • Available till sold out • Disponible jusqu'à épuisement du stock • Solange vorrat reicht



Tubi in acciaio normale

# 2mm VERNICIATO

in nero opaco e grigio



DoP N°4 - 2mm

[www.savefumisteria.it](http://www.savefumisteria.it) > Download



Matt black and grey painted 2 mm pipes

Tubes 2 mm laqués noir mat et gris

2-mm- Rohre, grau und mattschwarz lackiert



**CE** EN 1856-2 - T600 - N1 - W  
Vm - L01200 - G800M

**Senotherm**<sup>®</sup>  
marchio registrato Weillburger Coatings GmbH



Di gradevolissimo aspetto estetico, sono costruiti con lamiera di acciaio di spessore 2mm ed esternamente rivestiti con SENOTHERM®, una speciale vernice per alte temperature che resiste fino a 500°C.

**IMPORTANTE: la condensa** è un fenomeno abbastanza frequente sia per il tipo di stufe su cui si installano (con fumi a basse temperature), sia per l'inerzia termica dei tubi stessi dovuta al loro elevato spessore. Questi canali da fumo sono classificati W, quindi possono essere installati anche in presenza di condensa purchè vengano montati con l'imbocco rivolto verso il basso (vedi disegno). Per fare questo può essere necessario usare come partenza il raccordo anticondensa oppure l'insero anticondensa.

**La Dichiarazione di Prestazioni n°4 - 2mm è disponibile sul sito [www.savefumisteria.it](http://www.savefumisteria.it) alla pagina "download", con tutti i riferimenti ai test eseguiti e le istruzioni di montaggio e manutenzione a garanzia di assoluta sicurezza nell'utilizzo**

Tutti i prodotti sono muniti di codice a barre Sistema EAN 13, il codice a barre viene riportato anche sulla confezione.

Pleasing to the eye, these pipes are made of sheet steel 2 mm thick and are coated on the outside with SENOTHERM®, a special coating for high temperatures that resists up to 500°C.

**IMPORTANT: condensate** is quite a common occurrence due both to the type of stove on which they are installed (with low temperature smoke) and for the thermal inertia of the pipes themselves caused by their considerable thickness. These flue pipes are classified as W, and, consequently, they can be installed even in the presence of condensate as long as they are fitted with the inlet facing downwards (see drawing). To do this, it may be necessary to use an anti-condensate fitting or an anti-condensate insert to start with.

**The Declaration of Performance n°4 - 2mm is available at [www.savefumisteria.it](http://www.savefumisteria.it) in the download area, with reference to all the tests performed and Installation and Maintenance Instructions to ensure the greatest safety during use.**

All the products are marked with an EAN 13 System bar code. The bar code is also printed on the packaging.














# TUBI 2 mm

## VERNICIATI IN NERO OPACO E GRIGIO

• Matt black and grey painted  
2 mm pipes

• Tubes 2 mm laqués  
noir mat et gris

• 2-mm-Rohre, grau und  
mattschwarz lackiert

Øcm	color	L 100 cm		L 50 cm		L 25 cm	
		cod.		cod.		cod.	
12		NN1200*	1	NN1201*	1	NN1202*	1
		GG1200*	1	GG1201*	1	GG1202*	1
13		NN1300*	1	NN1301*	1	NN1302*	1
		GG1300*	1	GG1301*	1	GG1302*	1
14		NN1400*	1	NN1401*	1	NN1402*	1
15		NN1500*	1	NN1501*	1	NN1502*	1
		GG1500	1	GG1501	1	GG1502	1
18		NN1800*	1	NN1801*	1	NN1802*	1
		GG1800	1	GG1801	1	GG1802	1
20		NN2000*	1	NN2001*	1	NN2002*	1



L 100 cm



L 50 cm



L 25 cm

\* Disponibile fino ad esaurimento scorte • Available till sold out • Disponible jusqu'à épuisement du stock • Solange vorrat reicht













# GOMITI 2 mm

## VERNICIATI IN NERO OPACO E GRIGIO

• Matt black and grey painted 2 mm  
90° and 45° elbows

• Coudes 2 mm 90° et 45°  
laqués noir mat et gris

• 2-mm-Knie mit 90°- und 45°-Winkel,  
mattschwarz und grau lackiert

Øcm	color	90°		45°	
		cod.		cod.	
12		NN1203 *	1	NN1204	1
		GG1203 *	1	GG1204	1
13		NN1303 *	1	NN1304	1
		GG1303 *	1	GG1304	1
14		NN1403 *	1	NN1404	1
15		NN1503 *	1	NN1504	1
		GG1503	1	GG1504	1
18		NN1803 *	1	NN1804	1
		GG1803	1	GG1804	1
20		NN2003 *	1	NN2004	1



90°



45°

\* Disponibile fino ad esaurimento scorte • Available till sold out • Disponible jusqu'à épuisement du stock • Solange vorrat reicht












## GOMITI CON ISPEZIONE 2 mm

## VERNICIATI IN NERO OPACO E GRIGIO

• Matt black and grey painted 2 mm  
90° elbows with inspection

• Coudes 2 mm 90° avec trappe de visite  
laqués noir mat et gris

• 2-mm-Knie mit 90°-Winkel und Reini-  
gungsöffnung, mattschwarz und grau lackiert

Øcm	color	cod.	
12		NN1208 *	1
		GG1208 *	1
13		NN1308 *	1
		GG1308 *	1
14		NN1408 *	1
15		NN1508 *	1
		GG1508	1
18		NN1808 *	1
		GG1808	1
20		NN2008 *	1



90° ISPEZ.

\* Disponibile fino ad esaurimento scorte • Available till sold out • Disponible jusqu'à épuisement du stock • Solange vorrat reicht












# GOMITI GIREVOLI CON ISPEZIONE 2 mm

## VERNICIATI IN NERO OPACO E GRIGIO

• Matt black and grey painted  
2 mm 0-90° swivel elbows  
with inspection

• Coudes 2 mm pivotant  
de 0 à 90° laqués noir mat et gris  
avec trappe de visite

• Drehbare 2-mm-Knie mit 0-90°-Winkel  
und Reinigungsöffnung, mattschwarz  
und grau lackiert

Øcm	color	cod.	
12		NN1207 *	1
		GG1207 *	1
13		NN1307 *	1
		GG1307 *	1
14		NN1407 *	1
15		NN1507 *	1
		GG1507 *	1
18		NN1807 *	1
		GG1807 *	1
20		NN2007 *	1



0° - 90°

\* Disponibile fino ad esaurimento scorte • Available till sold out • Disponible jusqu'à épuisement du stock • Solange vorrat reicht









## TUBI TELESCOPICI h 33cm 2 mm

## VERNICIATI IN NERO OPACO E GRIGIO

• Matt black and grey painted 2 mm telescopic pipes h. 33 cm

• Tubes télescopique 2 mm h 33 cm laqués noir mat et gris

• Ausziehbare lackierte 2-mm-Rohre (h 33 cm), in mattschwarz und grau

Øcm	color	cod.	
12		NN1220 *	1
		GG1220 *	1
13		NN1320 *	1
		GG1320 *	1
15		NN1520 *	1
		GG1520	1
18		GG1820	1













## TUBI CON SERRANDA h 25cm 2 mm

## VERNICIATI IN NERO OPACO E GRIGIO

• Matt black and grey painted 2 mm pipes with flue damper h. 25 cm

• Tubes 2 mm laqués noir mat et gris avec registre h 25 cm

• 2-mm-Rohre, mattschwarz und grau lackiert, mit Schieber, h 25 cm

Øcm	color	cod.	
12		NN1206 *	1
		GG1206 *	1
13		NN1306 *	1
		GG1306 *	1
14		NN1406 *	1
15		NN1506 *	1
		GG1506 *	1
18		NN1806 *	1
20		NN2006 *	1



\* Disponibile fino ad esaurimento scorte • Available till sold out • Disponible jusqu'à épuisement du stock • Solange vorrat reicht



# RACCORDI 2 mm

## VERNICIATI IN NERO OPACO E GRIGIO

• Matt black and grey painted  
2 mm female-female or male-male  
fittings h. 12 cm

• Raccords 2 mm femelle-femelle  
ou mâle-mâle h 12 cm laqués  
noir mat et gris

• 2-mm-Anschlusstücke Innengewinde/Innengewinde  
oder Außengewinde/Außengewinde,  
mattschwarz und grau lackiert, h 12 cm

Øcm	color	F/F		M/M	
		cod.		cod.	
12		NN1217F *	2	NN1217M *	2
		GG1217F *	2	GG1217M *	2
13		NN1317F *	2	NN1317M *	2
		GG1317F *	2	GG1317M *	2
14		NN1417F *	2	NN1417M *	2
15		NN1517F *	2	NN1517M *	2
		GG1517F	2	GG1517M	2
18		NN1817F *	2	NN1817M *	2
		GG1817F	2	GG1817M	2
20		NN2017F *	2	NN2017M *	2



F/F



M/M

# Accessori PLUS

in nero opaco e grigio



Matt black and grey “PLUS” accessories  
 Accessoires “PLUS” en noir mat et gris  
 Accessoires Baureihe “PLUS” in mattschwarz und grau



Nero opaco  
 Matt black  
 Noir mat  
 Mattschwarz



Grigio  
 Grey  
 Gris  
 Grau

Tutti gli Accessori Plus SAVE sono appositamente studiati per essere perfettamente adattabili sia alla linea Plus 1,2mm che alla linea 2 mm verniciati e Pellet.

Tutti i prodotti sono muniti di codice a barre Sistema EAN 13, il codice a barre viene riportato anche sulla confezione.

All the Plus SAVE accessories have been specifically designed to fit both the SAVE 1.2 mm vitreous enamelled pipes and the SAVE 2 mm painted pipes.

All the products are marked with an EAN 13 System bar code. The bar code is also printed on the packaging.

















# ANELLI PLUS

## VERNICIATI IN NERO OPACO E GRIGIO

• Matt black and grey painted Plus ring

• Anneaux Plus laqués noir mat e gris

• Mattschwarz und grau lackierte Plus Ringe

Øcm	color	90°		45°	
		cod.		cod.	
8		NN810	10	NN814	10
		GG810	10	-	-
10		NN1010	10	-	-
12		NN1210	10	-	-
		GG1210 *	10	-	-
12,5		NN12510	10	NN12514	10
13		NN1310	10	-	-
14		NN1410	10	-	-
15		NN1510	10	NN1514	10
15,3		GG1510	10	-	-
16		NN1610	10	-	-
18		NN1810	10	-	-
		GG1810	10	-	-
20		NN2010	10	-	-



PLUS

Pellet

Plus  
1,2mm

2mm  
verniciato

Accessori

## KIT FISSAGGIO MAGNETICO PER ANELLI PLUS

• Magnetic fixing kit for rings

• Magnetic kit de montage pour les anneaux

• Magnetischer Montage-Kit für Ringe

cod.	
NNFIX	20



\* Disponibile fino ad esaurimento scorte • Available till sold out • Disponible jusqu'à épuisement du stock • Solange vorrat reicht













## ROSONI PLUS

## VERNICIATI IN NERO OPACO E GRIGIO

• Matt black and grey painted Plus ring

• Anneaux Plus laqués noir mat e gris

• Mattschwarz und grau lackierte Plus Ringe

Øcm	color	cod.	
12		NN1209	5
		GG1209 *	5
13		NN1309	5
		GG1309 *	5
14		NN1409	5
15		NN1509	5
		GG1509	5
16		NN1609	5
18		NN1809	5
		GG1809	5
20		NN2009	5


















## REGGITUBO PLUS

## VERNICIATI IN NERO OPACO E GRIGIO

• Matt black and grey painted stainless steel Plus pipe holder

• Porte-tubes Plus laqué noir mat et gris

• Mattschwarz und grau lackierter Plus Rohrhalter mit Dübel

Øcm	color	cod.	
8		NN28	10
		GG28	10
10		NN210	10
12		NN212	10
		GG212 *	10
13 12,5		NN213	10
		GG213 *	10
14		NN214	10
15 15,3		NN215	10
		GG215	10
16		NN216	10
18		NN218	10
		GG218	10
20		NN220	10



\* Disponibile fino ad esaurimento scorte • Available till sold out • Disponible jusqu'à épuisement du stock • Solange vorrat reicht


























# RIDUZIONI E RACCORDI ANTICONDENSA PLUS 1,5mm

## PORCELLANATI IN NERO OPACO E GRIGIO

• Matt black and grey vitreous enameled Plus reducers and anti-condensate fittings

• Réductions et raccords anticondensation Plus émaillés noir mat et gris

• Mattschwarz und grau emailierte Plus Reduzierstücke und Anti-Kondensat Anschlussstücke

Riduzioni Reducers Réductions Reduzierstücke	Raccordi anticondensa Anti-condensate fittings Raccords anticondensation Anti-Kondensat Anschlussstücke	color	cod.	
Øcm	Øcm			
20F/18M	-		NNO20F/18M	2
20F/15M	-		NNO20F/15M	2
-	20 ant.		NNO2030	2
18F/15M	-		NNO18F/15M	2
			GGO18F/15M	2
-	18 ant.		NNO1830	2
			GGO1830	2
16F/15M	16 ant.		NNO16F/15M	2
15,3F/15M	-		NNO153F/15M	2
15F/14M	15 ant.		NNO15F/14M	2
			GGO15F/14M	2
15F/13M	-		NNO15F/13M	2
15F/12,5M	-		NNO15F/125M	2
15F/12M	-		NNO15F/12M	2
			GGO15F/12M*	2
14F/13M	14 ant.		NNO14F/13M	2
14F/12M	-		NNO14F/12M	2
13F/12M	13 ant.		NNO13F/12M	2
			GGO13F/12M*	2
12,5F/13M	-		NNO125F/13M	2
-	12,5 ant.		NNO12530	2
-	12 ant.		NNO1230	2
			GGO1230*	2
-	10 ant.		NNO1030	2



\* Disponibile fino ad esaurimento scorte • Available till sold out • Disponible jusqu'à épuisement du stock • Solange vorrat reicht









# INSERTI ANTICONDENSA

## IN ACCIAIO INOX

• Stainless steel anti-condensate insert

• Élément anticondensation en acier inox

• Anti-Kondensat Einsatzstücke aus Edelstahl

Øcm	color	cod.	
12		AS1230	1
12,5		AS12530	1
13		AS1330	1
14		AS1430	1
15		AS1530	1
15,3		AS15330	1
18		AS1830	1



- Compatibile con tutti gli imbrocchi Femmina delle linee Plus 1,2mm e Verniciato 2mm
- Compatible with all Female connections 1,2mm and 2mm
- Compatible avec tous les Femelles 1,2mm et 2mm
- Kompatibel mit alles Aussengewinde 1,2mm und 2mm







# SERRANDE PLUS

## VERNICIATE IN NERO OPACO E GRIGIO

• Plus matt black and grey painted flue damper

• Registre Plus laqué noir mat et gris

• Plus Schieber, mattschwarz und grau lackiert

Øcm	color	cod.	
12-13		NN12/1315	1
14-15-16		NN14/15/1615	1
		GG14/15/1615	1
18-20		NN18/2015	1
		GG18/2015	1





# RACCORDI TELESCOPICI A MURO h 12cm PLUS

## VERNICIATI IN NERO OPACO

• Plus matt black painted telescopic wall fittings h. 12 cm

• Raccords télescopiques Plus muraux h 12 cm laqués noir mat

• Ausziehbare Plus Wandanschlüsse, mattschwarz lackiert, h 12 cm

Øcm	color	cod.	
15		NN1512 *	2



\* Disponibile fino ad esaurimento scorte • Available till sold out • Disponible jusqu'à épuisement du stock • Solange vorrat reicht





# RACCORDI TELESCOPICI A SOFFITTO h 25cm PLUS

## VERNICIATI IN NERO OPACO

• Plus matt black painted telescopic ceiling fittings h. 25 cm

• Raccords télescopiques Plus plafond h 25 cm laqués noir mat

• Ausziehbares Plus Deckenanschlussstück, mattschwarz lackiert, h 25 cm

Øcm	color	cod.	
12		NN1211 *	1
13		NN1311 *	1
15		NN1511 *	1



# PEDANE

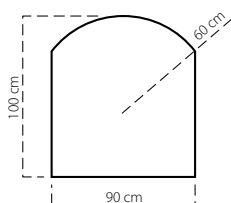
## IN ACCIAIO VERNICIATO NERO OPACO E VETRO TEMPERATO

• Matt black painted steel and toughened glass bases


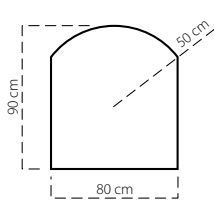
• Bases en acier laqué noir mat et verre trempé

• Bodenplatten aus mattschwarz lackiertem Stahl und Sekuritglas

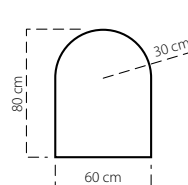
100x90cm



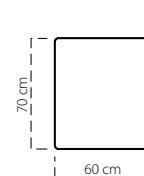
90x80cm










80x60cm



70x60cm



Øcm	color	cod.	
100x90		P100/90	1
90x80		P90/80	1
		PV90/80	1
80x60		P80/60	1
		PV80/60	1
70x60		P70/60	1




# BOMBOLETTE SPRAY PER RITOCCHI

## COLORE NERO OPACO E GRIGIO

• Matt black and grey painted Plus ring

• Anneaux Plus laqués noir mat e gris

• Mattschwarz und grau lackierte Plus Ringe

color	cod.	
	NNSPRAY	1
	GGSPRAY	1



\* Disponibile fino ad esaurimento scorte • Available till sold out • Disponible jusqu'à épuisement du stock • Solange vorrat reicht



# LINEA CLASSIC

La tradizione dei prodotti Save.



**39** CLASSIC PORCELLANATO  
CLASSIC ENAMELLED

**48** ZINCATO  
GALVANISED

**51** FLESSIBILE ALLUMINIO  
FLEXIBLE ALUMINIUM

## **I prodotti più tradizionali della produzione SAVE.**

Comprende i tubi porcellanati Classic, il tubo flessibile in alluminio e i tubi in lamiera zincata.

**The most traditional products of the SAVE production range.** It includes the Classic vitreous enamelled pipes, the flexible aluminium pipe and the galvanised sheet iron pipes.

Tubi e gomiti

# PORCELLANATI CLASSIC

in bianco, marrone e nero opaco

DoP N°1 - Classic

[www.savefumisteria.it](http://www.savefumisteria.it) > Download



Classic white, brown and matt black vitreous enamelled pipes and elbows

Tubes et coudes émaillés Classic en blanc, marron et noir mat

Weiß, braun und mattschwarz emaillierte Classic Rohre und Knie



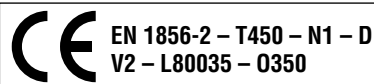
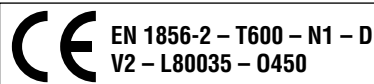
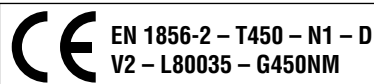
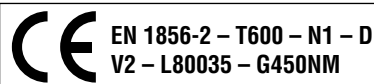
Bianco  
White  
Blanc  
Weiss



Marrone  
Brown  
Marron  
Braun



Nero opaco  
Matt black  
Noir mat  
Mattschwarz



I tubi smaltati SAVE sono prodotti con lamiera di acciaio rivestita con smalto porcellanato tramite un procedimento che prevede la cottura del pezzo a ben 830°C.

Lo smalto porcellanato rende questo tubo preferibile ad ogni altro per alcune caratteristiche:

- resistenza alle più alte temperature di esercizio: T600, la classe più alta secondo la EN 1856-2
- resistenza allo sbalzo termico
- resistenza alla corrosione da condensa certificata dal superamento del test V2 che li rende idonei all'utilizzo con qualsiasi tipo di combustibile: solido, liquido e gassoso
- resistenza all'abrasione e agli agenti chimici: sono lavabili con qualsiasi solvente o prodotto per la pulizia.
- tenuta ai gas della combustione (tiraggio naturale)
- qualità estetica: i colori non si alterano con l'uso o con le alte temperature

#### CAMPO DI APPLICAZIONE

APPARECCHI E STUFE A: LEGNA - CARBONE - GAS  
GASOLIO - KEROSENE

La Dichiarazione di Prestazioni n°1 - Classic è disponibile sul sito [www.savefumisteria.it](http://www.savefumisteria.it) alla pagina "download", con tutti i riferimenti ai test eseguiti e le istruzioni di montaggio e manutenzione a garanzia di assoluta sicurezza nell'utilizzo.

Tutti i prodotti sono muniti di codice a barre Sistema EAN 13, il codice a barre viene riportato anche sulla confezione.

The SAVE vitreous enamelled pipes are made of sheet steel coated with vitreous enamel and baked at 830°C.

The vitreous enamel coating makes this pipe better than any other pipe thanks to some of its features:

- resistance to the highest working temperatures: T600, the highest class according to EN 1856-2
- resistance to any changes in temperature
- resistance to condensate corrosion certified by the outcome of the V2 test for qualification for use with any type of solid, liquid or gas fuel.
- resistance to abrasion and chemical agents; they can be cleaned with any solvent or cleaning product
- combustion gas-tight (natural draught)
- aesthetic quality: colours do not alter with use or as a result of high temperatures

#### FIELD OF APPLICATION

WOOD-BURNING - COAL - GAS - GAS OIL  
KEROSENE APPLIANCES AND STOVES

The Declaration of Performance n°1 - Classic is available at [www.savefumisteria.it](http://www.savefumisteria.it) in the download area, with reference to all the tests performed and Installation and Maintenance Instructions to ensure the greatest safety during use.

All the products are marked with an EAN 13 System bar code. The bar code is also printed on the packaging.

# TUBI CLASSIC

PORCELLANATI IN BIANCO, MARRONE E NERO OPACO

• Classic white, brown and matt black vitreous enamelled pipes

• Tubes émaillés Classic en blanc, marron et noir mat

• Weiß, braun und Mattschwarz emailierte Classic Rohre



L 100 cm



L 50 cm


























L 25 cm

CLASSIC

Classicos

Zincato

Flessibile  
alluminio

Øcm	color	L 100 cm		L 50 cm		L 25 cm	
		cod.		cod.		cod.	
8		B800	12	B801	12	B802	12
		M800	12	M801	12	M802	12
9		B900	12	B901	12	B902	12
10		B1000	12	B1001	12	B1002	12
		M1000	12	M1001	12	M1002	12
		NO1000	12	NO1001	12	NO1002	12
11		B1100	12	B1101	12	B1102	12
		M1100	12	M1101	12	M1102	12
12		B1200	12	B1201	12	B1202	12
		M1200	12	M1201	12	M1202	12
		NO1200	12	NO1201	12	NO1202	12
13		B1300	12	B1301	12	B1302	12
		M1300	12	M1301	12	M1302	12
		NO1300	12	NO1301	12	NO1302	12
14		B1400	6	B1401	6	B1402	6
		M1400	6	M1401	6	M1402	6
		NO1400	6	NO1401	6	NO1402	6
15		B1500	6	B1501	6	B1502	6
		M1500	6	M1501	6	M1502	6
		NO1500	6	NO1501	6	NO1502	6

**CLASSIC**

Classics

Zincato

Flessibile  
alluminio























# GOMITI CLASSIC

## PORCELLANATI IN BIANCO, MARRONE E NERO OPACO

• Classic white, brown and matt black vitreous enamelled 90° and 45° elbows

• Coudes émaillés Classic 90° et 45° en blanc, marron et noir mat

• Weiß, braun und Mattschwarz emaillierte Classic 90°- und 45°-Knie

Øcm	color	90°		45°	
		cod.		cod.	
8		B803	12	B804	12
		M803	12	M804	12
9		B903	12	-	-
10		B1003	12	B1004	12
		M1003	12	M1004	12
		NO1003	12	NO1004	12
11		B1103	12	-	-
		M1103	12	-	-
12		B1203	12	B1204	12
		M1203	12	M1204	12
		NO1203	12	NO1204	12
13		B1303	12	B1304	12
		M1303	12	M1304	12
		NO1303	12	NO1304	12
14		B1403	6	B1404	6
		M1403	6	M1404	6
		NO1403	6	NO1404	6
15		B1503	6	B1504	6
		M1503	6	M1504	6
		NO1503	6	NO1504	6



90°



45°








# TUBI h 25cm CON FORO PER SERRANDA CLASSIC

PORCELLANATI IN BIANCO, MARRONE E NERO OPACO

• Classic white, brown and matt black vitreous enamelled drilled pipes for flue dampers (h= 25 cm)

• Tubes Classic ayant un trou pour le regsitre (h=25 cm) en blanc, marron et noir mat

• Emaillierte Classic Rohre mit Öffnung für Schieber (H=25 cm) in weiß, braun und mattschwarz

Øcm	color	cod.	
10		B1006 *	12
		M1006 *	12
		NO1006 *	12
12		B1206	12
		M1206	12
		NO1206	12










# DIFFUSORI DI CALORE A 8 CANNE CLASSIC

PORCELLANATI IN BIANCO, MARRONE E NERO OPACO

• Classic white, brown and matt black vitreous enamelled 8-pipe heaters

• Diffuseurs de chaleur Classic à 8 canaux émaillés en blanc, marron et noir mat

• Heizelemente mit 8 emaillierten Classic Rohren in weiß, braun und mattschwarz

Øcm	color	cod.	
10		B1007	3
		M1007	3
		NO1007 *	3
12		B1207	3
		M1207	3
		NO1207	3



CLASSIC

Classics

Zincato

Flessibile alluminio

\* Disponibile fino ad esaurimento scorte • Available till sold out • Disponible jusqu'à épuisement du stock • Solange vorrat reicht






# TUBI A "T" CLASSIC

## PORCELLANATI IN BIANCO E MARRONE

• Classic white and brown vitreous enamelled T-pieces

• Tés Classic émaillés en blanc et marron

• Weiß und braun emailierte, T-förmige Classic Abzweige

Øcm	color	cod.	
12		B1205F	9
		M1205F	9
14		B1405F *	6
15		M1505F *	6



CLASSIC

Classicos

Zincato

Flessibile alluminio




# TUBI AD "H" CLASSIC

## PORCELLANATI IN BIANCO E MARRONE

• Classic white and brown vitreous enamelled H-pieces

• Tubes émaillés Classic en forme de H, en blanc et marron

• Weiß und braun emailierte H-förmige Classic Rohre

Øcm	color	cod.	
12		M1208	5
14		B1408 *	4



\* Disponibile fino ad esaurimento scorte • Available till sold out • Disponible jusqu'à épuisement du stock • Solange vorrat reicht






















# ROSONI CLASSIC

VERNICIATI IN BIANCO, MARRONE E NERO OPACO

• Classic covers painted in white, brown and matt black

• Rosaces Classic laquées blanc, marron et noir mat

• Weiß, braun und mattschwarz lackierte Classic Rosetten

Øcm	color	cod.	
8		B809	10
		M809	10
9		B909	10
10		B1009	10
		M1009	10
		NO1009	10
11		B1109	10
12		B1209	10
		M1209	10
		NO1209	10
13		B1309	10
		M1309	10
		NO1309	10
14		B1409	10
		NO1409	10
15		B1509	10
		NO1509	10
16		B1609	10
18		B1809	10
20		B2009	10



CLASSIC

Classics

Zincato

Flessibile  
alluminio




# RIDUZIONI CLASSIC

VERNICIATE IN BIANCO, MARRONE E NERO OPACO








• Classic white, brown and matt black painted reducers

• Réductions Classic laquées blanc, marron et noir mat

• Weiß, braun und mattschwarz lackierte Classic eduzierstücke

Øcm	color	cod.	
10F/8M		B10/8	25
		M10/8	25
11F/10M		B11/10	25
		M11/10	25
12F/8M		B12/8	25
		M12/8	25
12F/10M		B12/10	25
		M12/10	25
		NO12/10	25
13F/10M		B13/10	20
		M13/10	20
		NO13/10	20
13F/12M		B13/12	20
		M13/12	20
		NO13/12	20
14F/10M		B14/10	20
		M14/10	20
		NO14/10	20
14F/12M		B14/12	20
		M14/12	20
		NO14/12	20
14F/13M		B14/13	20
		M14/13	20
		NO14/13	20
15F/12M		B15/12	15
		NO15/12	15
15F/13M		B15/13	15
		NO15/13	15
15F/14M		B15/14	15
		NO15/14	15



8F/10M		B8/10	25
		M8/10	25
8F/12M		B8/12	20
		M8/12	20
10F/12M		B10/12	20
		M10/12	20
		NO10/12	20








# SERRANDE

## ZINCATE

• Galvanised flue dampers

• Registres galvanisés

• Verzinkte Schieber

Øcm	color	cod.	
8		Z815 *	1
10		Z1015	1
11		Z1115 *	1
12		Z1215	1
13		Z1315 *	1
16		Z1615 *	1












# REGGITUBO CLASSIC

## VERNICIATI IN BIANCO, MARRONE E NERO

• Classic white, brown and black painted pipe holder

• Porte-tubes à cheville Classic laqué blanc, marron et noir

• Lackierter Classic Rohrhalter mit Dübel in weiß, braun und schwarz

Øcm	color	cod.	
8/13		B28/13 *	100
		M28/13 *	100
		N28/13	100
10/15		B210/15	100
		M210/15	100
		N210/15	100
14/20		B214/20 *	50
		M214/20 *	50






# STENDIBIANCHERIA CLASSIC


## VERNICIATI IN BIANCO E MARRONE

• Classic clothes drier in white and brown

• Séchoir à linge Classic en blanc et marron

• Classic Wäschetrockner in weiß und braun

Øcm	color	cod.	
8/15		B5	24
		M5	24



\* Disponibile fino ad esaurimento scorte • Available till sold out • Disponible jusqu'à épuisement du stock • Solange vorrat reicht

Tubi e gomiti

# ZINCATI



Galvanised sheet iron pipes and elbows  
Tubes et coudes en tôle galvanisée  
Rohre und Knie aus verzinktem Blech



Zincato  
Galvanised  
Galvanisé  
Verzinkt

Tutti i prodotti sono muniti di codice a barre Sistema EAN 13,  
il codice a barre viene riportato anche sulla confezione.

All the products are marked with an EAN 13 System bar  
code. The bar code is also printed on the packaging.

# TUBI

## ZINCATI

• Classic galvanised sheet iron pipes

• Tubes Classic en tôle galvanisée

• Classic Rohre aus verzinktem Blech

L 100 cm

Øcm	color	cod.	
8		Z800	12
10		Z1000	12
11		Z1100 *	12
12		Z1200	12
13		Z1300	12
14		Z1400	6
15		Z1500	6
16		Z1600	6
18		Z1800	4
20		Z2000	4
22		Z2200 *	1



L 100 cm

CLASSIC

Classics

Zincato

Flessibile  
alluminio

\* Disponibile fino ad esaurimento scorte • Available till sold out • Disponible jusqu'à épuisement du stock • Solange vorrat reicht











# GOMITI

## ZINCATI

• Classic galvanised sheet iron 90° elbows

• Coudes Classic 90° en tôle galvanisée

• Classic 90°-Knie aus verzinktem Blech

90°			
Øcm	color	cod.	
8		Z803	12
10		Z1003	12
12		Z1203	12
13		Z1303	12
14		Z1403	6
15		Z1503	6
16		Z1603	8
18		Z1803	8
20		Z2003	8



CLASSIC

Classics

Zincato

# TUBI AD "H"

## ZINCATI

• Classic galvanised H-pieces

• Tubes Classic galvanisés en forme de H

• Verzinkte Classic H-Stücke

Øcm	color	cod.	
12		Z1208	6













# FUMAIOLI

## ZINCATI

• Classic galvanised smoke stacks

• Cheminées Classic galvanisées

• Verzinkte Classic Schornsteine

Øcm	color	cod.	
8		Z812	18
10		Z1012	14
12		Z1212	14
13		Z1312	13
14		Z1412	12
15		Z1512	11
16		Z1612	6
18		Z1812	6
20		Z2012	6



# TUBI FLESSIBILI IN ALLUMINIO

in alluminio naturale o colorati bianchi e marrone




Aluminium flexible pipes in natural aluminium or white and brown painted aluminium  
 Tubes flexibles en aluminium avec bouche en aluminium naturel et laqué blanc et marron  
 Classic Aluminium-Flexrohre mit Abschrägung in Aluminium natur, weiß und braun gefärbtem Aluminium



Bianco  
White  
Blanc  
Weiss



Marrone  
Brown  
Marron  
Braun



Alluminio naturale  
Natural aluminium  
Aluminium naturel  
Aluminium natur

E' un tubo di grande praticità e facilità d'installazione, elimina i gomiti e si adatta alle varie lunghezze che l'installazione richiede: un pezzo di 85 cm si può allungare fino a 3 metri!

## CAMPO DI APPLICAZIONE CONDOTTE D'ARIA - ASPIRAZIONI - CAPPE

TEMPERATURA MASSIMA di esercizio: 300°C per il tubo in alluminio naturale, 200°C per il tubo in alluminio colorato (in questo caso è la vernice che si deteriora).

Il tubo flessibile in alluminio non si può usare su stufe a legna e carbone perchè i loro fumi normalmente raggiungono temperature superiori ai 300°C.

Tutti i prodotti sono muniti di codice a barre Sistema EAN 13, il codice a barre viene riportato anche sulla confezione.

This pipe is extremely practical to use and easy to install. It eliminates the need for elbows and adapts to a variety of lengths to suit specific installation requirements: an 85 cm piece can extend up to 3 metres!

## FIELD OF APPLICATION AIR DUCTS – SUCTION SYSTEMS - HOODS

MAXIMUM OPERATING TEMPERATURE: 300°C for the natural aluminium pipe, 200°C for the painted aluminium pipe (in this case it is the paint that deteriorates). The flexible aluminium pipe cannot be used on wood-burning and coal stoves as the temperature of the smoke produced normally exceeds 300°C.

All the products are marked with an EAN 13 System bar code. The bar code is also printed on the packaging.


















# TUBI FLESSIBILI CLASSIC CON INVITO (SP. 0,12 mm)

## IN ALLUMINIO NATURALE, BIANCO E MARRONE

• Classic flexible aluminium pipes with inlet in natural aluminium and white or brown painted aluminium (THK. 0.12 mm)

• Tubes flexibles en aluminium Classic avec bouche, en aluminium naturel et aluminium laqué blanc et marron (EP.=0,12 mm)

• Classic Aluminium-Flexrohre mit Abschrägung in Aluminium natur und weiß und braun gefärbtem Aluminium (Stärke 0,12 mm)

Øcm	color	cod.	
8		FN824	6
		FB824	6
9		FN924	6
		FB924	6
10		FN1024	6
		FB1024	6
		FM1024 *	6
11		FN1124	6
		FB1124	6
12		FN1224	6
		FB1224	6
		FM1224 *	6
13		FN1324	6
		FB1324	6
14		FN1424	6
		FB1424	6
15		FN1524	6
		FB1524	6
16		FN1624	6
18		FN1824	4
20		FN2024	4
22		FN2224	1
25		FN2524	1
30		FN3024	1



• I prezzi si intendono al pezzo di cm. 85 allungabile fino a cm. 300.

ALLUMINIO NATURALE: Temperatura max. 300° - ALLUMINIO VERNICIATO: Temperatura max. 200°

• Prices are per 85 cm piece extendable to 300 cm.

NATURAL ALUMINIUM: Max. operating temperature 300°C. - PAINTED ALUMINIUM: Max. operating temperature 200°C.

• Les prix s'entendent par pièce de 85 cm extensible jusqu'à 300 cm.

ALUMINIUM NATUREL: Température max. d'emploi 300°C. - ALUMINIUM LAQUÉ: Température max. d'emploi 200°C.

• Die Preise verstehen sich je Stück von 85 cm, verlängerbar bis 300 cm.

ALUMINIUM NATUR: Maximale Betriebstemperatur 300°C. -LACKIERTES ALUMINIUM: Maximale Betriebstemperatur 200°C.






\* Disponibile fino ad esaurimento scorte • Available till sold out • Disponible jusqu'à épuisement du stock • Solange vorrat reicht

# TUBI FLESSIBILI CLASSIC IN ROTOLI DA 10 METRI IN ALLUMINIO NATURALE

• Classic aluminium flexible pipes in rolls  
(10 meters) THK. 0.12 mm

• Tubes flexibles en aluminium Classic  
en rouleau de 10 mètres (EP.=0,12 mm)

• Classic Aluminium-Flexrohre  
in 10-m-Rollen (Stärke 0,12 mm)

Øcm	color	cod.	
2,5		FN224	1
4		FN424	1
5		FN524	1
6		FN624	1



• *Prezzi al rotolo di 10 metri*

• *Prices per 10 metre-roll*

• *Prix au rouleau de 10 mètres*

• *Preise pro 10-m-Rolle*












# RACCORDI M/M PER TUBI FLESSIBILI CLASSIC

## ZINCATI

• Classic galvanised M/M  
fittings for aluminium  
flexible pipes

• Raccords mâle-mâle Classic  
galvanisés pour tubes flexibles  
en aluminium

• Verzinkte Classic Anschlussstücke  
Außengewinde/Außengewinde  
für Aluminium-Flexrohre

Øcm	color	cod.	
8		Z817M	6
10		Z1017M	6
12		Z1217M	6
13		Z1317M *	6
14		Z1417M *	6
15		Z1517M *	6
16		Z1617M *	6
18		Z1817M *	6
20		Z2017M *	6
22		Z2217M *	1
25		Z2517M *	1
30		Z3017M *	1



\* Disponibile fino ad esaurimento scorte • Available till sold out • Disponible jusqu'à épuisement du stock • Solange vorrat reicht

# LINEA PROFESSIONAL

La tradizione dei prodotti Save.



- 55 CAMINI INOX  
STAINLESS STEEL CHIMNEYS
- 68 FLESSIBILE INOX  
STAINLESS STEEL FLEXIBLE PIPES
- 69 ALLUMINIO BIANCO  
WHITE ALUMINIUM
- 72 ACCESSORI  
ACCESSORIES

**Professionale, adatto alle esigenze più particolari.** Camini inox e i canali da fumo in alluminio per le caldaie a gas

**Professional, for the specific needs of the installers.** Stainless steel flues and aluminium flue pipes for gas boilers.



Tubi e gomiti

# CAMINI INOX



Stainless steel flues  
Carneaux inox  
Rauchkanäle aus Edelstahl



Acciaio inox  
Stainless steel  
Acier inox  
Edelstahl



## CAMINI MONOPARETE

*con guarnizione in silicone:*

T200 – P1 – W – V2 – L50040 – O30

*senza guarnizione in silicone:*

T600 – N1 – W – V2 – L50040 – G500

Si usano come canali da fumo o per intubamenti di camini preesistenti. Sono costruiti con acciaio inossidabile AISI 316L spessore 0,4mm. Ogni particolare è saldato al tig per ottenere il massimo della sicurezza. Sono dotate di sede per l'inserimento di guarnizioni di tenuta in silicone.

## CAMINI DOPPIA PARETE COIBENTATI

*con guarnizione in silicone:*

T200 – P1 – W – V2 – L50040 – O30

*senza guarnizione in silicone:*

T600 – N1 – W – V2 – L50040 – G70

Elementi modulari, realizzati in acciaio inossidabile a doppia parete con intercapedine isolante ad alta densità (spessore lana di roccia 25 mm). Garantiscono una grande praticità e facilità di montaggio.

Ogni particolare è eseguito con precisione, sono dotati di sedi per guarnizioni, la stabilità è garantita da fascette di blocco a fascia larga con avvicinamento rapido.

Materiali: Inox AISI 316L spessore 0,4mm per la parete interna, inox AISI 304 spessore 0,4mm per la parete esterna.

## SINGLE-WALLED FLUES

*with silicon gasket:*

T200 – P1 – W – V2 – L50040 – O30

*without silicon gasket:*

T600 – N1 – W – V2 – L50040 – G500

They are used as flues or for enclosing pre-existing flues. They are made of stainless steel AISI 316L, 0,4mm thick. Each part is TIG welded for maximum safety. They are provided with housings to hold silicon gaskets.

## INSULATED DOUBLE-WALLED FLUES

*with silicon gasket:*

T200 – P1 – W – V2 – L50040 – O30

*without silicon gasket:*

T600 – N1 – W – V2 – L50040 – G70

Modular elements, made of stainless steel with a double wall and high density insulating cavity (rock wool thickness 25 mm).

They guarantee great practicality and ease of assembly. Each part is precision made and they are provided with housings for gaskets. Stability is ensured by wide band pipe clamps with rapid fastening.

Materials: Stainless steel AISI 316L 0,4mm thick for the inner wall, stainless steel AISI 304 0,4 mm thick for the external wall.




# TUBI

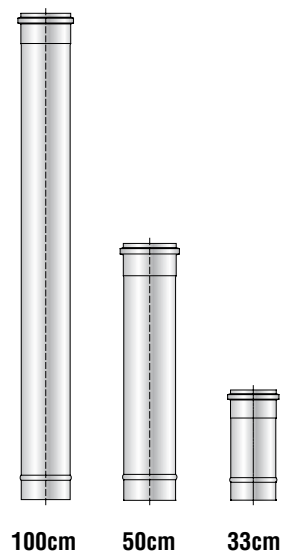
## CAMINI INOX 316L PARETE SINGOLA

• 100-50-33 cm pipes  
Single-walled stainless steel 316L flues

• Tubes 100-50-33 cm  
Carneaux inox 316L à une paroi

• 100-50-33-cm-Rohre  
Einwandige Rauchkanäle aus Edelstahl 316L

Øcm	L 100 cm		L 50 cm		L 33 cm	
	cod.		cod.		cod.	
8	AS800*	1	AS801*	1	AS802*	1
10	AS1000*	1	AS1001*	1	AS1002*	1
12	AS1200*	1	AS1201*	1	AS1202*	1
13	AS1300*	1	AS1301*	1	AS1302*	1
14	AS1400*	1	AS1401*	1	AS1402*	1
15	AS1500*	1	AS1501*	1	AS1502*	1
16	AS1600*	1	AS1601*	1	AS1602*	1
18	AS1800*	1	AS1801*	1	AS1802*	1
20	AS2000*	1	AS2001*	1	AS2002*	1
22	AS2200*	1	AS2201*	1	AS2202*	1
25	AS2500*	1	AS2501*	1	AS2502*	1
30	AS3000*	1	AS3001*	1	AS3002*	1





# GOMITI

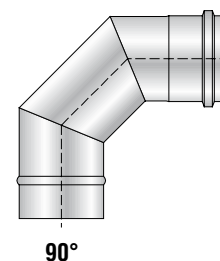
## CAMINI INOX 316L PARETE SINGOLA

• 90°-45° elbows  
Single-walled stainless steel 316L flues

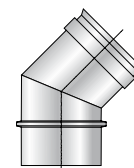
• Coudes 90°-45°  
Carneaux inox 316L à une paroi

• 90°-45°-Knie  
Einwandige Rauchkanäle aus Edelstahl 316L

Øcm	90°		45°	
	cod.		cod.	
8	AS803*	1	AS804*	1
10	AS1003*	1	AS1004*	1
12	AS1203*	1	AS1204*	1
13	AS1303*	1	AS1304*	1
14	AS1403*	1	AS1404*	1
15	AS1503*	1	AS1504*	1
16	AS1603*	1	AS1604*	1
18	AS1803*	1	AS1804*	1
20	AS2003*	1	AS2004*	1
22	AS2203*	1	AS2204*	1
25	AS2503*	1	AS2504*	1
30	AS3003*	1	AS3004*	1



90°



45°

\* Disponibile fino ad esaurimento scorte • Available till sold out • Disponible jusqu'à épuisement du stock • Solange vorrat reicht

# TUBI TELESCOPICI

## CAMINI INOX 316L PARETE SINGOLA

• Telescopic pipes


Single-walled stainless steel 316L flues

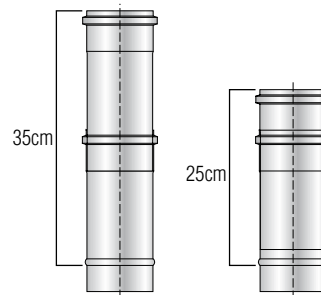
• Tubes télescopiques

Carneaux inox 316L à une paroi

• Ausziehbare Rohre

Einwandige Rauchkanäle aus Edelstahl 316L

Øcm	cod.	
8	AS820 *	1
10	AS1020 *	1
12	AS1220 *	1
13	AS1320 *	1
14	AS1420 *	1
15	AS1520 *	1
16	AS1620 *	1
18	AS1820 *	1
20	AS2020 *	1
22	AS2220 *	1
25	AS2520 *	1
30	AS3020 *	1



# TUBI A "T" E "V"

## CAMINI INOX 316L PARETE SINGOLA

• T-pieces and V-pieces

Single-walled stainless steel 316L flues




• Raccords en forme de T et V

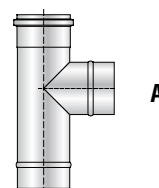
Carneaux inox 316L à une paroi

• T-Stücke und V-Stücke

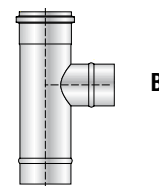
Einwandige Rauchkanäle aus Edelstahl 316L

A	B	C
TUBI A "T" 90° 90° T-PIECES TÉS 90° 90°-T-STÜCKE	TUBI A "T" RIDOTTI A 8 cm T-PIECES REDUCED TO 8 cm TÉS AU DIAMÈTRE RÉDUIT À 8 cm AUF 8 cm REDUZIERT T-STÜCKE	TUBI A "V" 135° 135° V-PIECES RACCORDS 135° EN FORME DE V 135°-V-STÜCKE

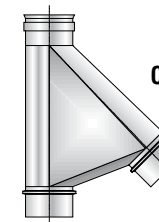
Øcm	cod.		cod.		cod.	
8	AS806F *	1	-	-	AS816 *	1
10	AS1006F *	1	AS1011 *	1	AS1016 *	1
12	AS1206F *	1	AS1211 *	1	AS1216 *	1
13	AS1306F *	1	AS1311 *	1	AS1316 *	1
14	AS1406F *	1	AS1411 *	1	AS1416 *	1
15	AS1506F *	1	AS1511 *	1	AS1516 *	1
16	AS1606F *	1	AS1611 *	1	AS1616 *	1
18	AS1806F *	1	AS1811 *	1	AS1816 *	1
20	AS2006F *	1	AS2011 *	1	AS2016 *	1
22	AS2206F *	1	-	-	AS2216 *	1
25	AS2506F *	1	-	-	AS2516 *	1
30	AS3006F *	1	-	-	AS3016 *	1



A



B



C

\* Disponibile fino ad esaurimento scorte • Available till sold out • Disponible jusqu'à épuisement du stock • Solange vorrat reicht





# CAPPELLI

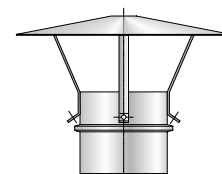
## CAMINI INOX 316L PARETE SINGOLA

• Chinese caps and Wind-proof caps  
Single-walled stainless steel 316L flues

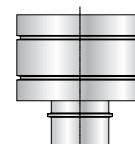
• Chapeaux chinois et chapeaux antivent  
Carneaux inox 316L à une paroi

• Chinesische Kappen und Windschutzkappen  
Einwandige Rauchkanäle aus Edelstahl 316L

Øcm	A CAPPELLI CINESI – CHINESE CAPS CHAPEAUX CHINOIS – CHINESISCHE KAPPEN			B CAPPELLI ANTIVENTO – WIND-PROOF CAPS CHAPEAUX ANTIVENT – WINDSCHUTZKAPPEN		
	cod.			cod.		
8	AS821*	1		AS812*	1	
10	AS1021*	1		AS1012*	1	
12	AS1221*	1		AS1212*	1	
13	AS1321*	1		AS1312*	1	
14	AS1421*	1		AS1412*	1	
15	AS1521*	1		AS1512*	1	
16	AS1621*	1		AS1612*	1	
18	AS1821*	1		AS1812*	1	
20	AS2021*	1		AS2012*	1	
22	AS2221*	1		AS2212*	1	
25	AS2521*	1		AS2512*	1	
30	AS3021*	1		AS3012*	1	



A



B


# RACCORDI F/F

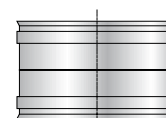
## CAMINI INOX 316L PARETE SINGOLA

• Female-female fittings  
Single-walled stainless steel 316L flues

• Raccords femelle-femelle  
Carneaux inox 316L à une paroi

• Anschlüsse Innengewinde/Innengewinde  
Einwandige Rauchkanäle aus Edelstahl 316L

Øcm	cod.	
8	AS817F*	1
10	AS1017F*	1
12	AS1217F*	1
13	AS1317F*	1
14	AS1417F*	1
15	AS1517F*	1
16	AS1617F*	1
18	AS1817F*	1
20	AS2017F*	1
22	AS2217F*	1
25	AS2517F*	1
30	AS3017F*	1



F/F

\* Disponibile fino ad esaurimento scorte • Available till sold out • Disponible jusqu'à épuisement du stock • Solange vorrat reicht


# TAPPI PER TUBI A "T" CON MANICOTTO

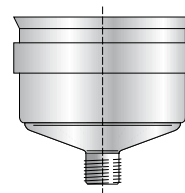
## CAMINI INOX 316L PARETE SINGOLA

• Plugs for T-pieces with coupling  
Single-walled stainless steel 316L flues

• Tampons pour tés à manchon  
Carneaux inox 316L à une paroi

• Verschlussstücke für T-Stücke mit Muffe  
Einwandige Rauchkanäle aus Edelstahl 316L

Øcm	cod.	
8	AS818 *	1
10	AS1018 *	1
12	AS1218 *	1
13	AS1318 *	1
14	AS1418 *	1
15	AS1518 *	1
16	AS1618 *	1
18	AS1818 *	1
20	AS2018 *	1
22	AS2218 *	1
25	AS2518 *	1
30	AS3018 *	1




# MODULI ISPEZIONE

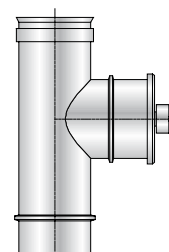
## CAMINI INOX 316L PARETE SINGOLA

• Inspection modules  
Single-walled stainless steel 316L flues

• Modules d'inspection  
Carneaux inox 316L à une paroi

• Inspektionselemente  
Einwandige Rauchkanäle aus Edelstahl 316L

Øcm	cod.	
8	AS815 *	1
10	AS1015 *	1
12	AS1215 *	1
13	AS1315 *	1
14	AS1415 *	1
15	AS1515 *	1
16	AS1615 *	1
18	AS1815 *	1
20	AS2015 *	1
22	AS2215 *	1
25	AS2515 *	1
30	AS3015 *	1



\* Disponibile fino ad esaurimento scorte • Available till sold out • Disponible jusqu'à épuisement du stock • Solange vorrat reicht


# GUARNIZIONI IN SILICONE

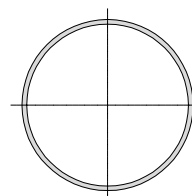
## CAMINI INOX 316L PARETE SINGOLA

• Silicon gaskets  
Single-walled stainless steel 316L flues

• Joints en silicone  
Carneaux inox 316L à une paroi

• Silikondichtung  
Einwandige Rauchkanäle aus Edelstahl 316L

Øcm	cod.	
8	AS819	1
10	AS1019	1
12	AS1219	1
13	AS1319 *	1
14	AS1419 *	1
15	AS1519 *	1
16	AS1619 *	1
18	AS1819 *	1
20	AS2019 *	1
22	AS2219 *	1
25	AS2519 *	1
30	AS3019 *	1




# FASCETTE DI BLOCCO

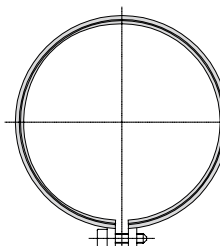
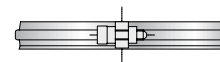
## CAMINI INOX 316L PARETE SINGOLA

• Pipe clamps  
Single-walled stainless steel 316L flues

• Colliers serre-tube  
Carneaux inox 316L à une paroi

• Befestigungsschellen  
Einwandige Rauchkanäle aus Edelstahl 316L

Øcm	cod.	
8	AS813 *	1
10	AS1013 *	1
12	AS1213 *	1
13	AS1313 *	1
14	AS1413 *	1
15	AS1513 *	1
16	AS1613 *	1
18	AS1813 *	1
20	AS2013 *	1
22	AS2213 *	1
25	AS2513 *	1
30	AS3013 *	1





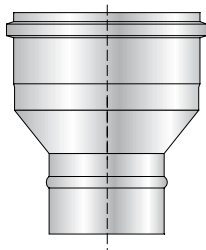
\* Disponibile fino ad esaurimento scorte • Available till sold out • Disponible jusqu'à épuisement du stock • Solange vorrat reicht

# RIDUZIONI

## CAMINI INOX 316L PARETE SINGOLA

• Reducers Single-walled stainless steel 316L flues • Réductions Carreaux inox 316L à une paroi • Reduzierstücke Einwandige Rauchkanäle aus Edelstahl 316L

Øcm	cod.		Øcm	cod.	
10F/8M	AS10/8*	1	18F/8M	AS18/8*	1
12F/8M	AS12/8*	1	18F/12M	AS18/12*	1
12F/10M	AS12/10*	1	18F/13M	AS18/13*	1
13F/8M	AS13/8*	1	18F/14M	AS18/14*	1
13F/10M	AS13/10*	1	18F/15M	AS18/15*	1
13F/12M	AS13/12*	1	18F/16M	AS18/16*	1
14F/8M	AS14/8*	1	20F/8M	AS20/8*	1
14F/10M	AS14/10*	1	20F/12M	AS20/12*	1
14F/12M	AS14/12*	1	20F/13M	AS20/13*	1
14F/13M	AS14/13*	1	20F/14M	AS20/14*	1
15F/8M	AS15/8*	1	20F/15M	AS20/15*	1
15F/10M	AS15/10*	1	20F/16M	AS20/16*	1
15F/12M	AS15/12*	1	20F/18M	AS20/18*	1
15F/13M	AS15/13*	1	22F/20M	AS22/20*	1
15F/14M	AS15/14*	1	25F/20M	AS25/20*	1
16F/8M	AS16/8*	1	25F/22M	AS25/22*	1
16F/12M	AS16/12*	1	30F/20M	AS30/20*	1
16F/13M	AS16/13*	1	30F/22M	AS30/22*	1
16F/14M	AS16/14*	1	30F/25M	AS30/25*	1
16F/15M	AS16/15*	1			



\* Disponibile fino ad esaurimento scorte • Available till sold out • Disponible jusqu'à épuisement du stock • Solange vorrat reicht



# TUBI

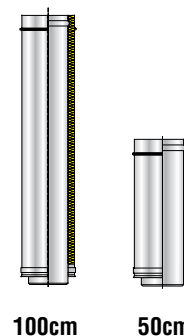
## CAMINI INOX 316L PARETE DOPPIA

• 100-50 cm pipes  
Double-walled stainless steel 316L flues

• Tubes 100-50 cm  
Carneaux inox 316L à double paroi

• 100-50-cm-Rohre  
Doppelwandige Rauchkanäle aus Edelstahl 316L

Øcm	L 100 cm		L 50 cm	
	cod.		cod.	
10	AD1000*	1	AD1001*	1
13	AD1300*	1	AD1301*	1
15	AD1500*	1	AD1501*	1
20	AD2000*	1	AD2001*	1
25	AD2500*	1	AD2501*	1
30	AD3000*	1	AD3001*	1




# GOMITI

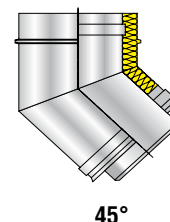
## CAMINI INOX 316L PARETE DOPPIA

• 45° elbows  
Double-walled stainless steel 316L flues

• Coudes 45°  
Carneaux inox 316L à double paroi

• 45°-Knie  
Doppelwandige Rauchkanäle aus Edelstahl 316L

Øcm	cod.	
10	AD1004*	1
13	AD1304*	1
15	AD1504*	1
20	AD2004*	1
25	AD2504*	1
30	AD3004*	1




# TUBI TELESCOPICI

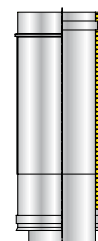
## CAMINI INOX 316L PARETE DOPPIA

• Telescopic pipes  
Double-walled stainless steel 316L flues

• Tubes télescopiques  
Carneaux inox 316L à double paroi

• Ausziehbare Rohre  
Doppelwandige Rauchkanäle aus Edelstahl 316L

Øcm	cod.	
10	AD1020*	1
13	AD1320*	1
15	AD1520*	1
20	AD2020*	1
25	AD2520*	1
30	AD3020*	1



\* Disponibile fino ad esaurimento scorte • Available till sold out • Disponible jusqu'à épuisement du stock • Solange vorrat reicht

# TUBI A "T" E "V"



## CAMINI INOX 316L PARETE DOPPIA

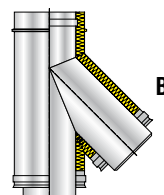
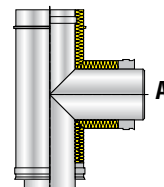
• T-pieces and V-pieces  
Double-walled stainless steel 316L flues

• Raccords en forme de T et V  
Carneaux inox à double 316L paroi

• T-Stücke und V-Stücke  
Doppelwandige Rauchkanäle aus Edelstahl 316L

A	B
TUBI A "T" 90° 90° T-PIECES TÉS 90° 90°-T-STÜCKE	TUBI A "V" 135° 135° V-PIECES RACCORDS 135° EN FORME DE V 135°-V-STÜCKE

Øcm	cod.		cod.	
10	AD1006F*	1	AD1016*	1
13	AD1306F*	1	AD1316*	1
15	AD1506F*	1	AD1516*	1
20	AD2006F*	1	AD2016*	1
25	AD2506F*	1	AD2516*	1
30	AD3006F*	1	AD3016*	1



# CAPPELLI




## CAMINI INOX 316L PARETE DOPPIA

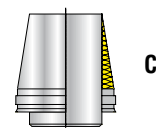
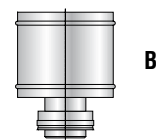
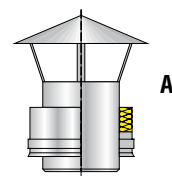
• Chinese caps, wind-proof caps  
and frustum-tapered caps  
Double-walled stainless steel 316L flues

• Chapeaux chinois, chapeaux antivent  
et chapeaux tronconiques  
Carneaux inox 316L à double paroi

• Chinesische Kappen, Windschutzkappen  
und Kegelstumpfkappen  
Doppelwandige Rauchkanäle aus Edelstahl 316L

A	B	C
CAPPELLI CINESI CHINESE CAPS CHAPEAUX CHINOIS CHINESISCHE KAPPEN	CAPPELLI ANTIVENTO WIND-PROOF CAPS CHAPEAUX ANTIVENT WINDSCHUTZKAPPEN	CAPPELLI TRONCO-CONICI FRUSTUM-TAPERED CAPS CHAPEAUX TRONCONIQUES KEGELSTUMPFKAPPEN

Øcm	cod.		cod.		cod.	
10	AD1026*	1	AD1012*	1	AD1019*	1
13	AD1326*	1	AD1312*	1	AD1319*	1
15	AD1526*	1	AD1512*	1	AD1519*	1
20	AD2026*	1	AD2012*	1	AD2019*	1
25	AD2526*	1	AD2512*	1	AD2519*	1
30	AD3026*	1	AD3012*	1	AD3019*	1



\* Disponibile fino ad esaurimento scorte • Available till sold out • Disponible jusqu'à épuisement du stock • Solange vorrat reicht


# GIUNZIONI MONO-DOPPIE

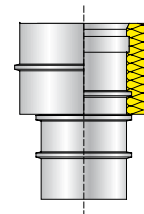
## CAMINI INOX 316L PARETE DOPPIA

• Single-double coupling  
Double-walled stainless steel 316L flues

• Jonction mono-double  
Carneaux inox 316L à double paroi

• Einfach-Doppelverbindung  
Doppelwandige Rauchkanäle aus Edelstahl 316L

Øcm	cod.	
10	AD1017*	1
13	AD1317*	1
15	AD1517*	1
20	AD2017*	1
25	AD2517*	1
30	AD3017*	1




# TAPPI PER TUBI A "T" CON MANICOTTO

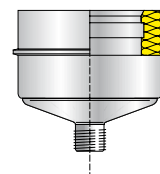
## CAMINI INOX 316L PARETE DOPPIA

• Plugs for T-pieces with coupling  
Double-walled stainless steel 316L flues

• Tampons pour tés à manchon  
Carneaux inox 316L à double paroi

• Verschlussstücke für T-Stücke mit Muffe  
Doppelwandige Rauchkanäle aus Edelstahl 316L

Øcm	cod.	
10	AD1018*	1
13	AD1318*	1
15	AD1518*	1
20	AD2018*	1
25	AD2518*	1
30	AD3018*	1




# MODULI ISPEZIONE

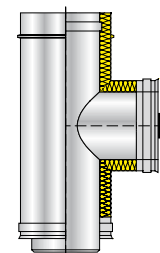
## CAMINI INOX 316L PARETE DOPPIA

• Inspection modules  
Double-walled stainless steel 316L flues

• Modules d'inspection  
Carneaux inox 316L à double paroi

• Inspektionselemente  
Doppelwandige Rauchkanäle aus Edelstahl 316L

Øcm	cod.	
10	AD1015*	1
13	AD1315*	1
15	AD1515*	1
20	AD2015*	1
25	AD2515*	1
30	AD3015*	1




\* Disponibile fino ad esaurimento scorte • Available till sold out • Disponible jusqu'à épuisement du stock • Solange vorrat reicht

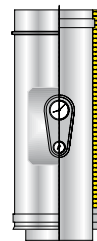


# MODULI RILEVAMENTO FUMI

## CAMINI INOX 316L PARETE DOPPIA

- Flue gas detection modules  
Double-walled stainless steel 316L flues
- Modules de détection fumées  
Carneaux inox 316L à double paroi
- Raucherfassungsmodule  
Doppelwandige Rauchkanäle aus Edelstahl 316L


Øcm	cod.	
10	AD1021 *	1
13	AD1321 *	1
15	AD1521 *	1
20	AD2021 *	1
25	AD2521 *	1
30	AD3021 *	1

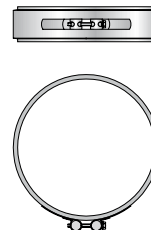


# FASCETTE DI BLOCCO

## CAMINI INOX 316L PARETE DOPPIA

- Pipe clamps  
Double-walled stainless steel 316L flues
- Colliers serre-tube  
Carneaux inox 316L à double paroi
- Befestigungsschellen  
Doppelwandige Rauchkanäle aus Edelstahl 316L


Øcm	cod.	
10	AD1013 *	1
13	AD1313 *	1
15	AD1513 *	1
20	AD2013 *	1
25	AD2513 *	1
30	AD3013 *	1

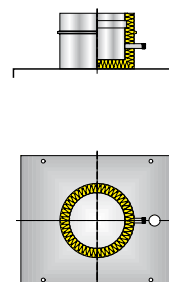


# PIASTRE DI BASE CON GOCCIOLATOIO

## CAMINI INOX 316L PARETE DOPPIA

- Base plates with drip pipe  
Double-walled stainless steel 316L flues
- Plaques de base avec rigole d'écoulement  
Carneaux inox 316L à double paroi
- Bodenplatte mit Tropfrinne  
Doppelwandige Rauchkanäle aus Edelstahl 316L

Øcm	cod.	
10	AD1025 *	1
13	AD1325 *	1
15	AD1525 *	1
20	AD2025 *	1
25	AD2525 *	1
30	AD3025 *	1



\* Disponibile fino ad esaurimento scorte • Available till sold out • Disponible jusqu'à épuisement du stock • Solange vorrat reicht


# SUPPORTI MURALI CON COPPIA DI ALETTE

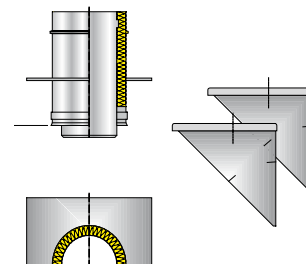
## CAMINI INOX 316L PARETE DOPPIA

• Wall support  
(plate with straight element and brackets)  
Double-walled stainless steel 316L flues

• Support mural  
(plaque avec élément droit et pattes)  
Carneaux inox 316L à double paroi

• Mauerhalterung  
(Platte mit geradem Element und Rippen)  
Doppelwandige Rauchkanäle aus Edelstahl 316L

Øcm	cod.	
10	AD1024 *	1
13	AD1324 *	1
15	AD1524 *	1
20	AD2024 *	1
25	AD2524 *	1
30	AD3024 *	1




# FALDALI PIANI

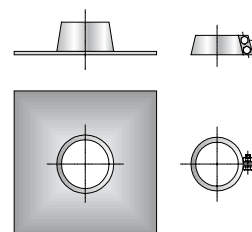
## CAMINI INOX 316L PARETE DOPPIA

• Flat chimney weathering  
Double-walled stainless steel 316L flues

• Tôle de protection plate  
Carneaux inox 316L à double paroi

• Kragplatte flach  
Doppelwandige Rauchkanäle aus Edelstahl 316L

Øcm	cod.	
10	AD1022 *	1
13	AD1322 *	1
15	AD1522 *	1
20	AD2022 *	1
25	AD2522 *	1
30	AD3022 *	1




# FALDALI INCLINATI

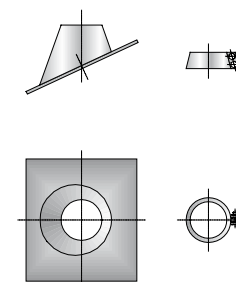
## CAMINI INOX 316L PARETE DOPPIA

• Slanting chimney weathering  
Double-walled stainless steel 316L flues

• Tôle de protection inclinée  
Carneaux inox 316L à double paroi

• Kragplatte geneigt  
Doppelwandige Rauchkanäle aus Edelstahl 316L

Øcm	cod.	
10	AD1023 *	1
13	AD1323 *	1
15	AD1523 *	1
20	AD2023 *	1
25	AD2523 *	1
30	AD3023 *	1



\* Disponibile fino ad esaurimento scorte • Available till sold out • Disponible jusqu'à épuisement du stock • Solange vorrat reicht


# FASCETTE MURALI

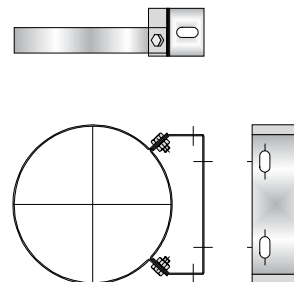
## CAMINI INOX 316L

• Wall clamps  
Stainless steel 316L flues

• Colliers muraux  
Carneaux inox 316L

• Mauerschellen  
Rauchkanäle aus Edelstahl 316L

Øcm	cod.	
8	AA811*	1
10	AA1011*	1
12	AA1211*	1
13	AA1311*	1
14	AA1411*	1
15	AA1511*	1
16	AA1611*	1
18	AA1811*	1
20	AA2011*	1
22	AA2211*	1
25	AA2511*	1
30	AA3011*	1
35	AA3511*	1





# CAMINI INOX FLESSIBILI

con parete interna liscia

Flexible stainless steel flues with smooth inner wall

Carneaux inox flexibles à paroi interne lisse

Rauchkanäle aus Edelstahl-Flexrohr, glatte Innenwand



EN 1856-2 - T450 - N1  
W - V2 - L50010 - G

## CAMINI INOX 316L FLESSIBILI CON PARETE INTERNA LISCIA

• Flexible stainless steel 316L  
pipes with smooth inner wall

• Tubes flexibles à paroi interne lisse  
en acier inox 316L

• Edelstahl-Flexrohre 316L,  
glatte Innenwand

Prezzi al pezzo - Prices per piece - Prix à la pièce - Preis pro Stück

LUNGHEZZE 5 M - 5 M LENGTHS  
LONGUEURS 5 M - LÄNGEN 5 M

LUNGHEZZE 10 M - 10 M LENGTHS  
LONGUEURS 10 M - LÄNGEN 10 M

Øcm	color	cod.		cod.	
8		FA8225 *	1	FA82210 *	1
10		FA10225 *	1	FA102210 *	1
12		FA12225 *	1	FA122210 *	1
13		FA13225 *	1	FA132210 *	1
14		FA14225 *	1	FA142210 *	1
15		FA15225 *	1	FA152210 *	1
16		FA16225 *	1	FA162210 *	1
18		FA18225 *	1	FA182210 *	1
20		FA20225 *	1	FA202210 *	1
22		FA22225 *	1	-	-
25		FA25225 *	1	-	-
30		FA30225 *	1	-	-



## RACCORDI M/F PER CAMINI INOX 316L FLESSIBILI CON PARETE INTERNA LISCIA

• Male-female fitting for flexible pipe with  
smooth inner wall in stainless steel 316L

• Raccord mâle-femelle pour tube flexible  
à paroi interne lisse inox 316L

• Anschluss Außengewinde/Innengewinde für  
Flexrohre mit glatter Innenwand aus Edelstahl 316L

Øcm	color	cod.		Øcm	color	cod.	
8		AA822 *	1	16		AA1622 *	1
10		AA1022 *	1	18		AA1822 *	1
12		AA1222 *	1	20		AA2022 *	1
13		AA1322 *	1	22		AA2222 *	1
14		AA1422 *	1	25		AA2522 *	1
15		AA1522 *	1	30		AA3022 *	1



\* Disponibile fino ad esaurimento scorte • Available till sold out • Disponible jusqu'à épuisement du stock • Solange vorrat reicht


Tubi alluminio Ø 8 cm

# VERNICIATI BIANCHI

White painted aluminium pipes ø 8 cm  
 Tubes en aluminium ø 8 cm laqués blancs  
 Aluminiumrohre, weiß lackiert, ø 8 cm



Bianco  
 White  
 Blanc  
 Weiss



## TUBI IN ALLUMINIO Ø 8 cm VERNICIATI BIANCHI

Sono tubi rigidi in alluminio verniciati bianchi.  
 Già forniti di guarnizione di tenuta in silicone,  
 sono disponibili in un unico diametro: 8 cm

**CAMPO DI APPLICAZIONE:**  
 apparecchi e caldaie a gas a tiraggio forzato

## WHITE PAINTED ALUMINIUM PIPES ø 8 cm

They are non-flexible aluminium pipes painted white.  
 Supplied with a silicon gasket, they are available in  
 a single diameter of 8 cm.

**FIELD OF APPLICATION:**  
 gas-fired equipment and boilers with forced draught

## TUBI

### ALLUMINIO VERNICIATO BIANCO

• White painted aluminium pipes ø 8 cm

• Tubes en aluminium ø 8 cm laqués blancs

• Aluminiumrohre, weiß lackiert, ø 8 cm

Øcm	color	cod.	
		L 100 cm	
8		AL800 *	9
		L 50 cm	
8		AL801 *	9
		L 25 cm	
8		AL802 *	9
		L 300 cm	
8		AL830 *	6
		L 200 cm	
8		AL820 *	6



\* Disponibile fino ad esaurimento scorte • Available till sold out • Disponible jusqu'à épuisement du stock • Solange vorrat reicht




# GOMITI M/F

## ALLUMINIO VERNICIATO BIANCO

• White painted 90° and 45° male-female elbows ø 8 cm

• Coudes ø 8 cm laqués blancs mâle-femelle 90° et 45°

• Weiß lackierte Knie, mit 90°- und 45°-Außengewinde/ Innengewinde, ø 8 cm

Øcm	color	M/F - 90°		M/F - 45°	
		cod.		cod.	
8		AL803*	12	AL804*	12



90°



45°




# GOMITI F/F

## ALLUMINIO VERNICIATO BIANCO

• White painted 90° and 45° female-female elbows ø 8 cm

• Coudes ø 8 cm laqués blancs femelle-femelle 90° et 45°

• Weiß lackierte Knie, mit 90°- und 45°-Innengewinde/ Innengewinde, ø 8 cm

Øcm	color	F/F - 90°		F/F - 45°	
		cod.		cod.	
8		AL803F*	12	AL804F*	12



90°



45°




# TUBI A "T" CON SCARICO CONDENSA

## ALLUMINIO VERNICIATO BIANCO

• White painted T-pieces

• Tés laqués blancs

• Weiß lackierte T-Stücke

Øcm	color	FEMMINA - FEMMINA FEMALE - FEMALE FEMELLE - FEMELLE INNENGEWINDE/INNENGEWINDE		MASCHIO - FEMMINA MALE - FEMALE MÂLE - FEMELLE AUSSERGEWINDE/INNENGEWINDE	
		cod.		cod.	
8		AL805F*	2	AL806F*	2



\* Disponibile fino ad esaurimento scorte • Available till sold out • Disponible jusqu'à épuisement du stock • Solange vorrat reicht


# RACCORDI F/F

## ALLUMINIO VERNICIATO BIANCO

• White painted  
Female/female fittings

• Raccords femelle-femelle  
laqués blancs

• Anschlüsse Innengewinde/Innengewinde  
Weiß lackierte

Øcm	color	cod.	
8	<input type="checkbox"/>	AL817F *	6




# TERMINALI SCARICO

## IN ACCIAIO INOX

• Stainless steel exhaust  
terminal unit

• Pièce terminale de dégagement  
en acier inox

• Rauchabzugsstutzen  
aus Edelstahl

Øcm	color	cod.	
8	<input type="checkbox"/>	AL824	10



PROFESSIONAL

Camini parete  
singola

Camini parete  
doppia

Flessibile  
Inox

Alluminio  
bianco

Accessori

\* Disponibile fino ad esaurimento scorte • Available till sold out • Disponible jusqu'à épuisement du stock • Solange vorrat reicht





# ACCESSORI PROFESSIONAL

PROFESSIONAL accessories  
Accessoires PROFESSIONAL  
Zubehör PROFESSIONAL


## COPPELLE DI COIBENTAZIONE

IN LANA DI ROCCIA SPESSORE 30mm

• 30 mm thick rock wool pipe insulators

• Coupelles d'isolement en laine de roche épaisseur 30 mm

• Dämmmantel - Steinwolle, Stärke 30 mm

Øcm	cod.	
8	AA815*	10
10	AA1015*	8
12	AA1215*	7
13	AA1315*	7
14	AA1415*	7
15	AA1515*	7
16	AA1615*	6
18	AA1815*	6
20	AA2015*	5






## REGGITUBO

IN ACCIAIO INOX

• Stainless steel pipe holder

• Porte-tubes inox

• Rohrhalter aus Edelstahl

Øcm	color	cod.	
8/14		A28/14*	100
14/20		A214/20*	50



\* Disponibile fino ad esaurimento scorte • Available till sold out • Disponible jusqu'à épuisement du stock • Solange vorrat reicht

*Le foto contenute nel presente catalogo sono puramente indicative. Il produttore si riserva in qualsiasi momento, per motivi commerciali o produttivi, di modificare o eliminare gli articoli, i prezzi e le informazioni contenute nel presente catalogo, senza alcun preavviso.*



Leader italiano per lo scarico dei fumi

[www.savefumisteria.it](http://www.savefumisteria.it) - [save@savefumisteria.it](mailto:save@savefumisteria.it)